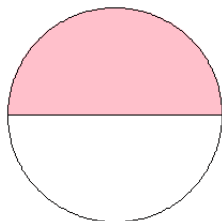


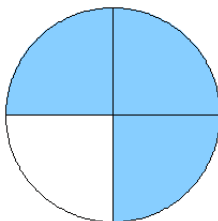
# Modèles de Fractions (H)

Quelle fraction représente chaque modèle?

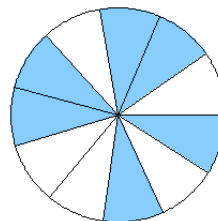
1.



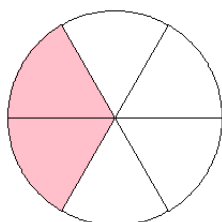
2.



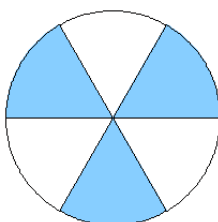
3.



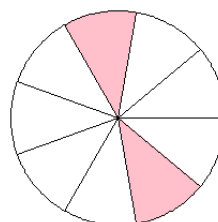
4.



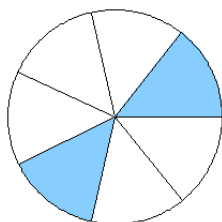
5.



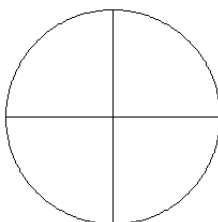
6.



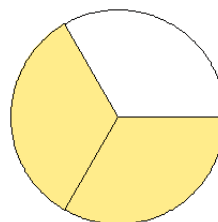
7.



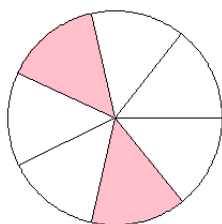
8.



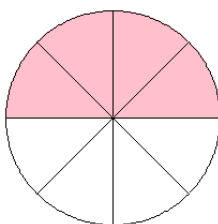
9.



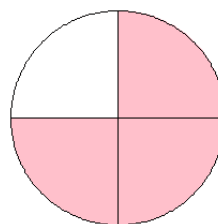
10.



11.



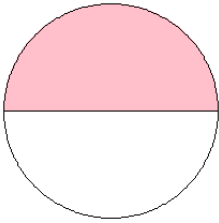
12.



# Modèles de Fractions (H) Solutions

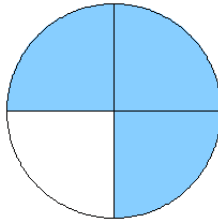
Quelle fraction représente chaque modèle?

1.



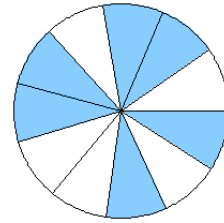
$$= \frac{1}{2}$$

2.



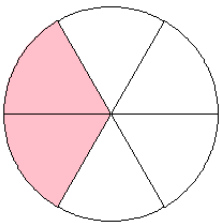
$$= \frac{3}{4}$$

3.



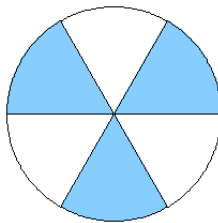
$$= \frac{6}{11}$$

4.



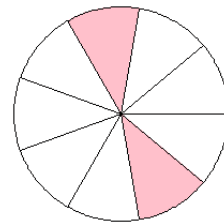
$$= \frac{2}{6}$$

5.



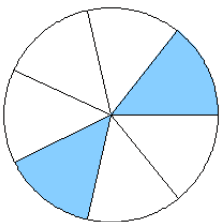
$$= \frac{3}{6}$$

6.



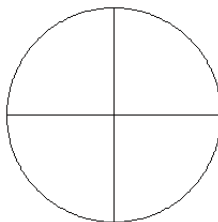
$$= \frac{2}{9}$$

7.



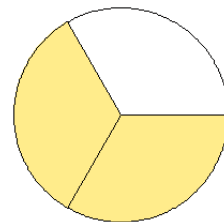
$$= \frac{2}{7}$$

8.



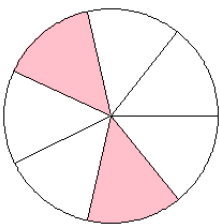
$$= \frac{0}{4}$$

9.



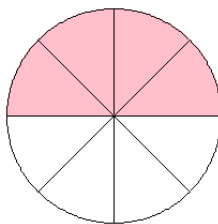
$$= \frac{2}{3}$$

10.



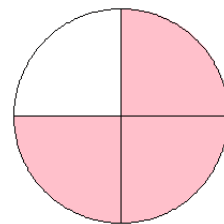
$$= \frac{2}{7}$$

11.



$$= \frac{4}{8}$$

12.



$$= \frac{3}{4}$$