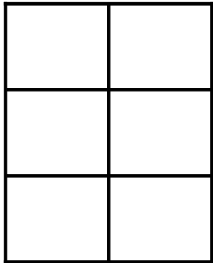
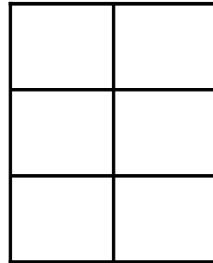


# Modèles de Sixièmes (A)

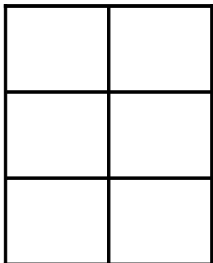
Instructions: Représentez chaque fractions en colorant les sections appropriées du modèle correspondant. Essayez de représenter les mêmes fractions de façons différentes.



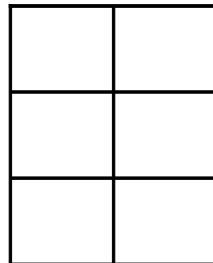
$$\frac{2}{6}$$



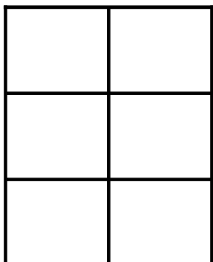
$$\frac{3}{6}$$



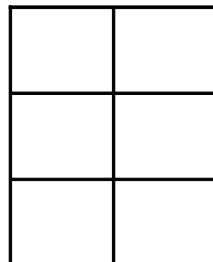
$$\frac{2}{6}$$



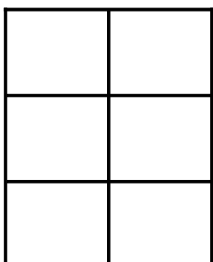
$$\frac{3}{6}$$



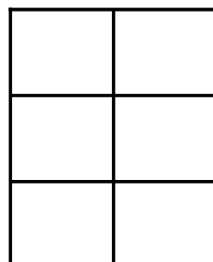
$$\frac{2}{6}$$



$$\frac{3}{6}$$



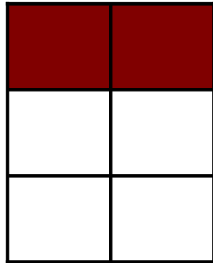
$$\frac{6}{6}$$



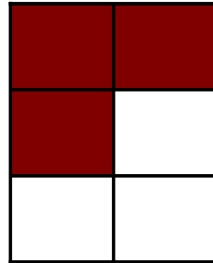
$$\frac{6}{6}$$

# Modèles de Sixièmes (A) Solutions

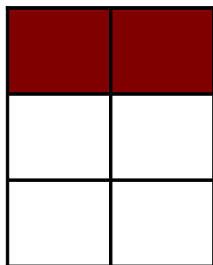
Instructions: Représentez chaque fractions en colorant les sections appropriées du modèle correspondant. Essayez de représenter les mêmes fractions de façons différentes.



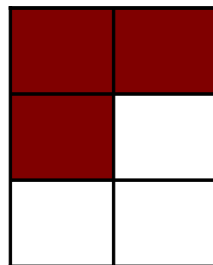
$$\frac{2}{6}$$



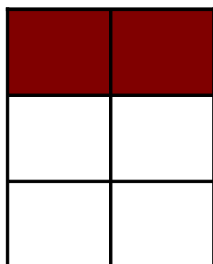
$$\frac{3}{6}$$



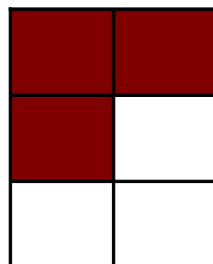
$$\frac{2}{6}$$




$$\frac{3}{6}$$




$$\frac{2}{6}$$



$$\frac{3}{6}$$



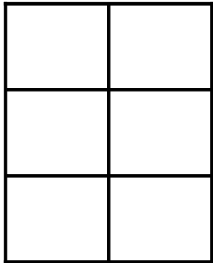
$$\frac{6}{6}$$



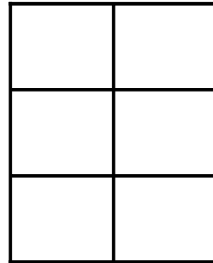
$$\frac{6}{6}$$

# Modèles de Sixièmes (B)

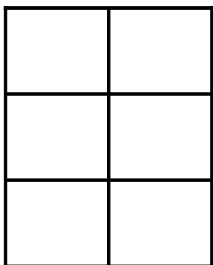
Instructions: Représentez chaque fractions en colorant les sections appropriées du modèle correspondant. Essayez de représenter les mêmes fractions de façons différentes.



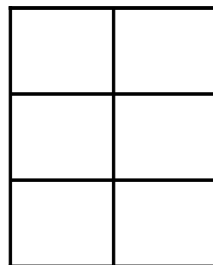
$$\frac{1}{6}$$



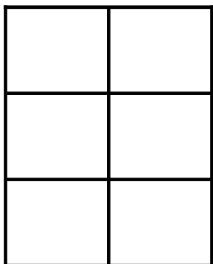
$$\frac{2}{6}$$



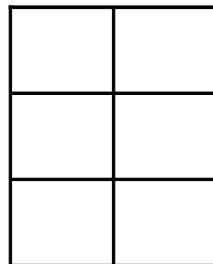
$$\frac{3}{6}$$



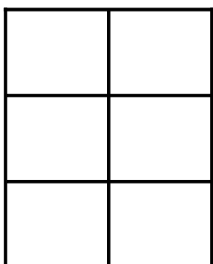
$$\frac{3}{6}$$



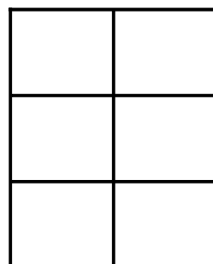
$$\frac{2}{6}$$



$$\frac{4}{6}$$



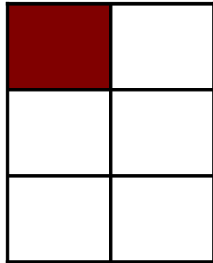
$$\frac{4}{6}$$



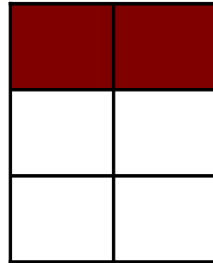
$$\frac{6}{6}$$

# Modèles de Sixièmes (B) Solutions

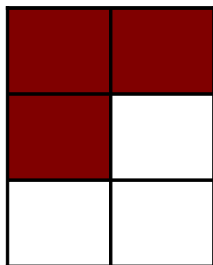
Instructions: Représentez chaque fractions en colorant les sections appropriées du modèle correspondant. Essayez de représenter les mêmes fractions de façons différentes.



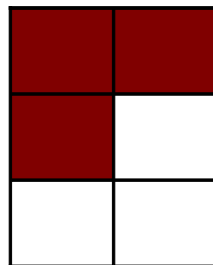
$$\frac{1}{6}$$



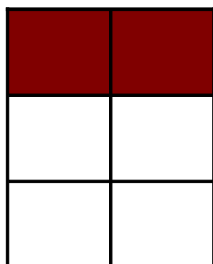
$$\frac{2}{6}$$



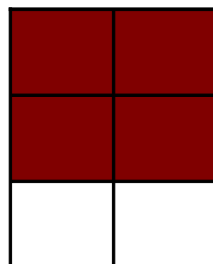
$$\frac{3}{6}$$



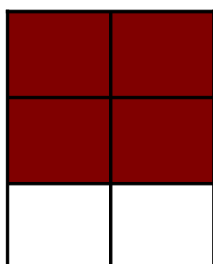
$$\frac{3}{6}$$




$$\frac{2}{6}$$



$$\frac{4}{6}$$



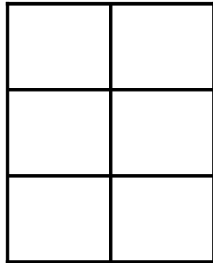
$$\frac{4}{6}$$



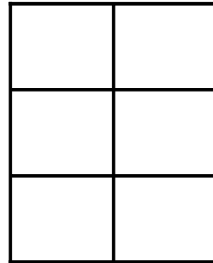
$$\frac{6}{6}$$

# Modèles de Sixièmes (C)

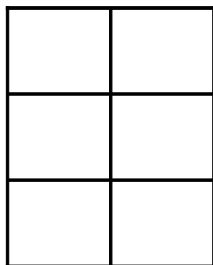
Instructions: Représentez chaque fractions en colorant les sections appropriées du modèle correspondant. Essayez de représenter les mêmes fractions de façons différentes.



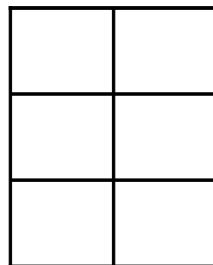
$$\frac{3}{6}$$



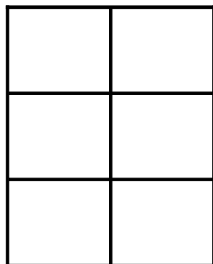
$$\frac{1}{6}$$



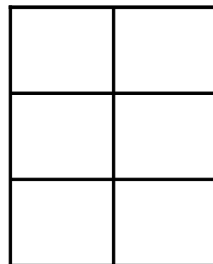
$$\frac{1}{6}$$



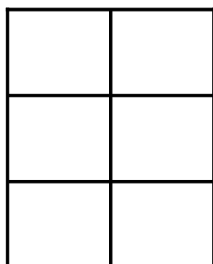
$$\frac{3}{6}$$



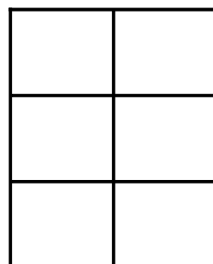
$$\frac{4}{6}$$



$$\frac{4}{6}$$



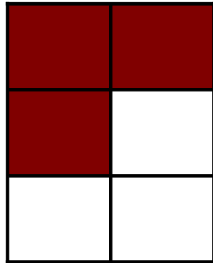
$$\frac{4}{6}$$



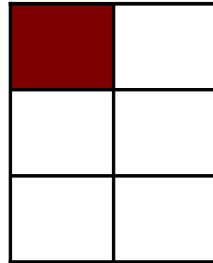
$$\frac{4}{6}$$

# Modèles de Sixièmes (C) Solutions

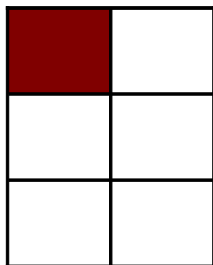
Instructions: Représentez chaque fractions en colorant les sections appropriées du modèle correspondant. Essayez de représenter les mêmes fractions de façons différentes.



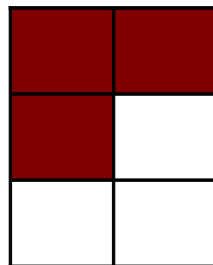
$$\frac{3}{6}$$



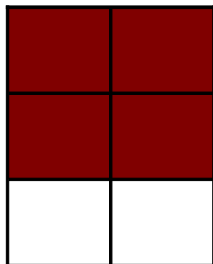
$$\frac{1}{6}$$



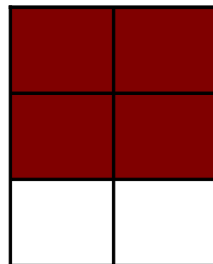
$$\frac{1}{6}$$



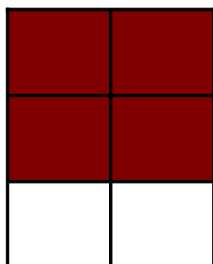
$$\frac{3}{6}$$



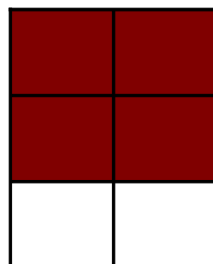
$$\frac{4}{6}$$



$$\frac{4}{6}$$



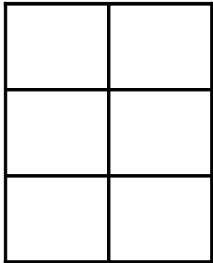
$$\frac{4}{6}$$



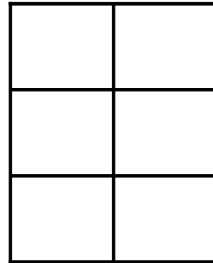
$$\frac{4}{6}$$

# Modèles de Sixièmes (D)

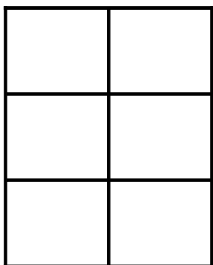
Instructions: Représentez chaque fractions en colorant les sections appropriées du modèle correspondant. Essayez de représenter les mêmes fractions de façons différentes.



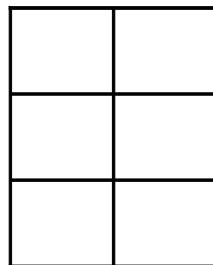
$$\frac{2}{6}$$



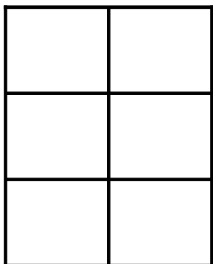
$$\frac{2}{6}$$



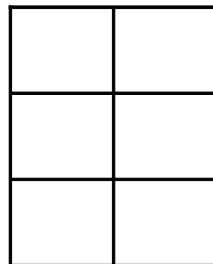
$$\frac{1}{6}$$



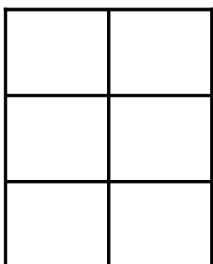
$$\frac{2}{6}$$



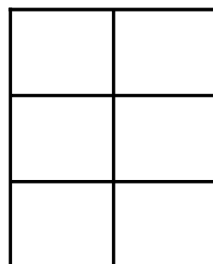
$$\frac{2}{6}$$



$$\frac{2}{6}$$



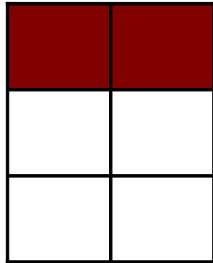
$$\frac{4}{6}$$



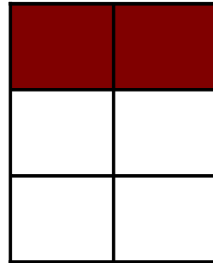
$$\frac{4}{6}$$

# Modèles de Sixièmes (D) Solutions

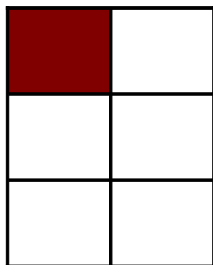
Instructions: Représentez chaque fractions en colorant les sections appropriées du modèle correspondant. Essayez de représenter les mêmes fractions de façons différentes.



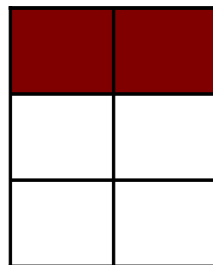
$$\frac{2}{6}$$



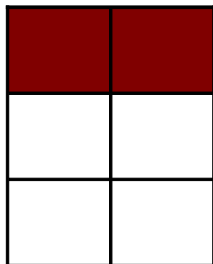
$$\frac{2}{6}$$



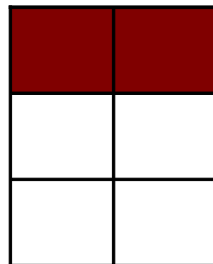
$$\frac{1}{6}$$



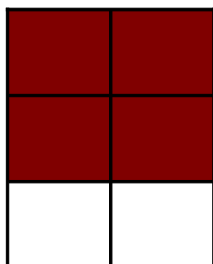
$$\frac{2}{6}$$



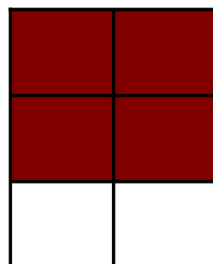
$$\frac{2}{6}$$



$$\frac{2}{6}$$



$$\frac{4}{6}$$

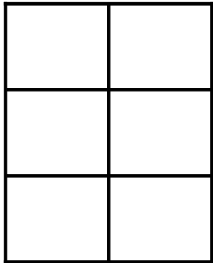


$$\frac{4}{6}$$

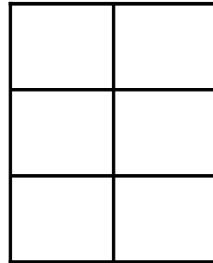


# Modèles de Sixièmes (E)

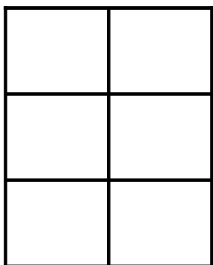
Instructions: Représentez chaque fractions en colorant les sections appropriées du modèle correspondant. Essayez de représenter les mêmes fractions de façons différentes.



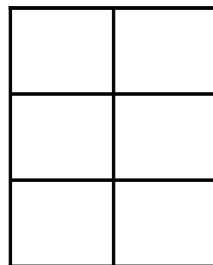
$$\frac{3}{6}$$



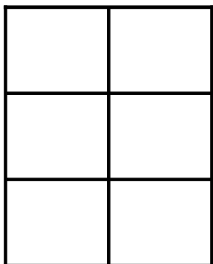
$$\frac{1}{6}$$



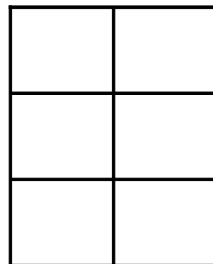
$$\frac{2}{6}$$



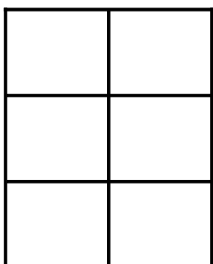
$$\frac{2}{6}$$



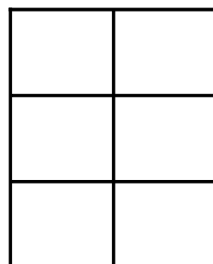
$$\frac{2}{6}$$



$$\frac{5}{6}$$



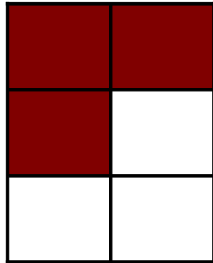
$$\frac{4}{6}$$



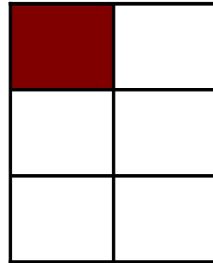
$$\frac{5}{6}$$

# Modèles de Sixièmes (E) Solutions

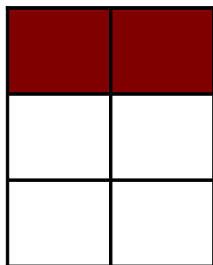
Instructions: Représentez chaque fractions en colorant les sections appropriées du modèle correspondant. Essayez de représenter les mêmes fractions de façons différentes.



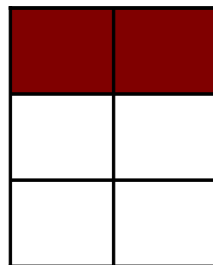
$$\frac{3}{6}$$



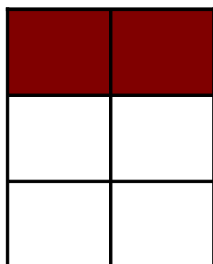
$$\frac{1}{6}$$




$$\frac{2}{6}$$



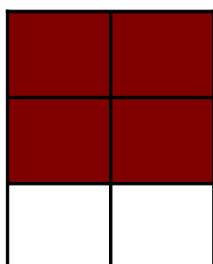
$$\frac{2}{6}$$




$$\frac{2}{6}$$



$$\frac{5}{6}$$



$$\frac{4}{6}$$



$$\frac{5}{6}$$