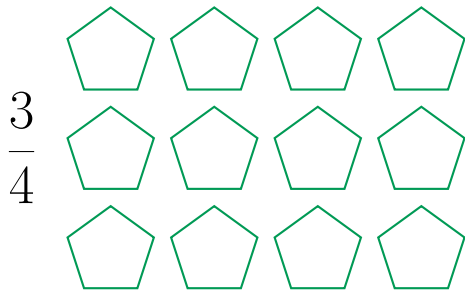


Coloriage des Fractions (A)

Colorez chaque groupe de figures pour représenter chaque fraction.


1.




2.




3.




4.



5.




6.




Coloriage des Fractions (A) Réponses

Colorez chaque groupe de figures pour représenter chaque fraction.


1.




2.




3.




4.



5.



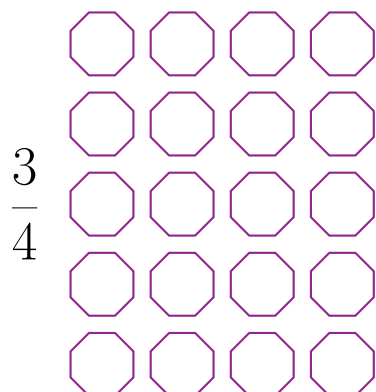
6.




Coloriage des Fractions (B)

Colorez chaque groupe de figures pour représenter chaque fraction.


1.



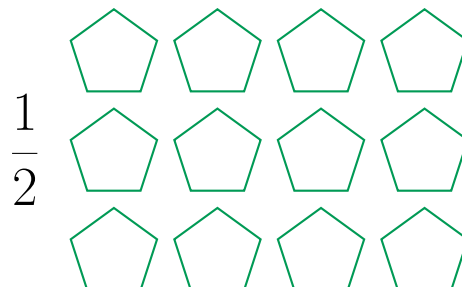
2.



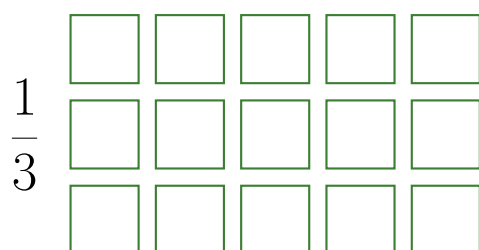
3.




4.



5.




6.



Coloriage des Fractions (B) Réponses

Colorez chaque groupe de figures pour représenter chaque fraction.

1.




2.



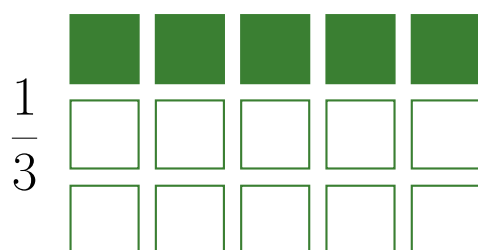
3.




4.



5.




6.



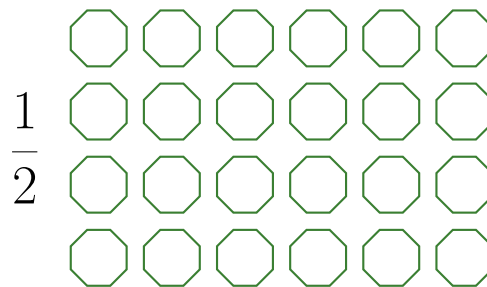
Coloriage des Fractions (C)

Colorez chaque groupe de figures pour représenter chaque fraction.

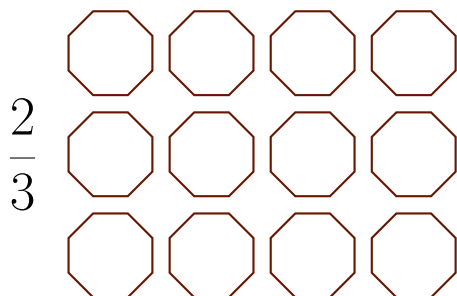
1.



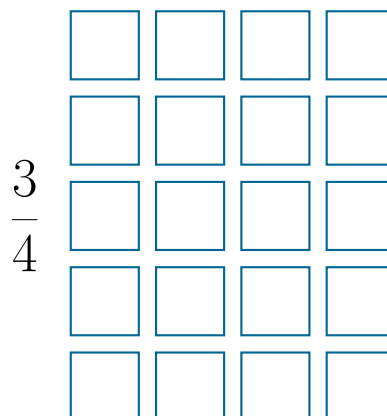
2.




3.



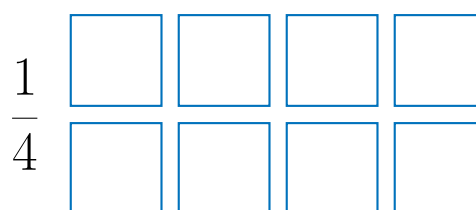
4.



5.




6.




Coloriage des Fractions (C) Réponses

Colorez chaque groupe de figures pour représenter chaque fraction.


1.



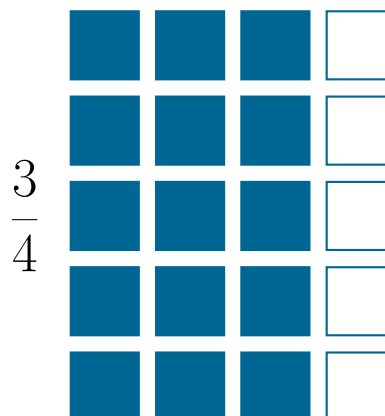
2.




3.



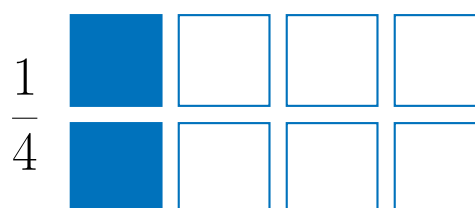
4.



5.



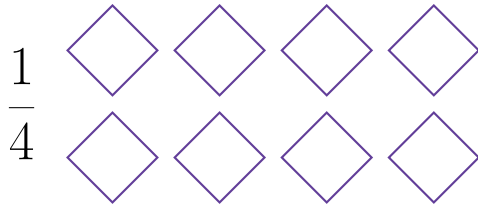
6.



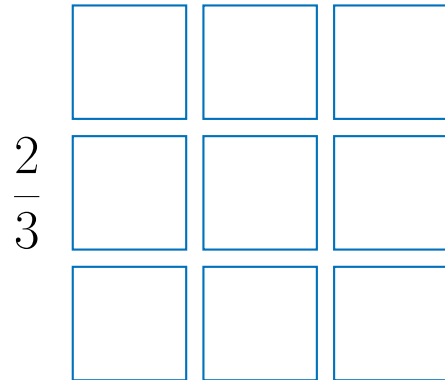
Coloriage des Fractions (D)

Colorez chaque groupe de figures pour représenter chaque fraction.


1.




2.




3.




4.



5.




6.




Coloriage des Fractions (D) Réponses

Colorez chaque groupe de figures pour représenter chaque fraction.


1.




2.



3.




4.



5.



6.




Coloriage des Fractions (E)

Colorez chaque groupe de figures pour représenter chaque fraction.


1.

$$\frac{1}{4}$$




2.

$$\frac{1}{3}$$




3.

$$\frac{3}{4}$$




4.

$$\frac{3}{4}$$




5.

$$\frac{2}{3}$$



6.

$$\frac{1}{2}$$




Coloriage des Fractions (E) Réponses

Colorez chaque groupe de figures pour représenter chaque fraction.


1.

$$\frac{1}{4}$$




2.

$$\frac{1}{3}$$




3.

$$\frac{3}{4}$$




4.

$$\frac{3}{4}$$




5.

$$\frac{2}{3}$$



6.


$$\frac{1}{2}$$




Coloriage des Fractions (F)

Colorez chaque groupe de figures pour représenter chaque fraction.


1.




2.




3.




4.



5.




6.




Coloriage des Fractions (F) Réponses

Colorez chaque groupe de figures pour représenter chaque fraction.


1.




2.




3.




4.



5.




6.



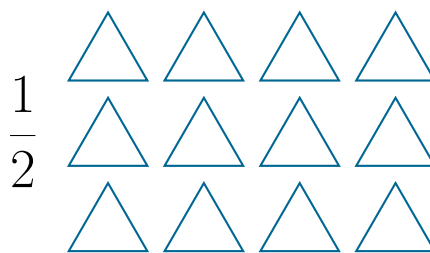
Coloriage des Fractions (G)

Colorez chaque groupe de figures pour représenter chaque fraction.


1.



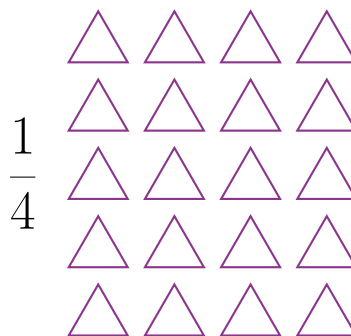
2.




3.




4.



5.




6.




Coloriage des Fractions (G) Réponses

Colorez chaque groupe de figures pour représenter chaque fraction.


1.



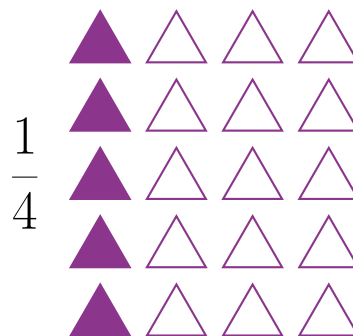
2.



3.



4.



5.



6.




Coloriage des Fractions (H)

Colorez chaque groupe de figures pour représenter chaque fraction.


1.

$$\frac{1}{4}$$




2.

$$\frac{1}{3}$$




3.

$$\frac{2}{3}$$




4.

$$\frac{3}{4}$$




5.

$$\frac{1}{2}$$



6.

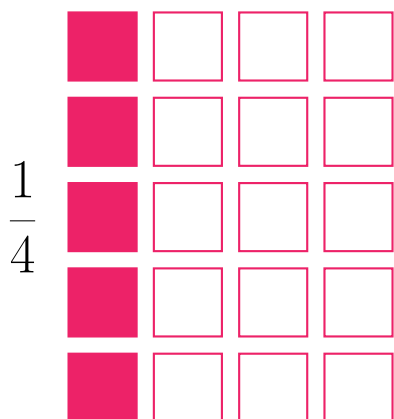
$$\frac{3}{4}$$




Coloriage des Fractions (H) Réponses

Colorez chaque groupe de figures pour représenter chaque fraction.


1.




2.




3.




4.



5.



6.




Coloriage des Fractions (I)

Colorez chaque groupe de figures pour représenter chaque fraction.


1.

$$\frac{1}{3}$$




2.

$$\frac{3}{4}$$



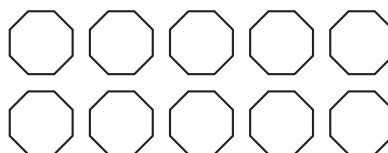
3.

$$\frac{1}{4}$$




4.

$$\frac{1}{2}$$




5.

$$\frac{1}{3}$$



6.


$$\frac{2}{3}$$




Coloriage des Fractions (I) Réponses

Colorez chaque groupe de figures pour représenter chaque fraction.

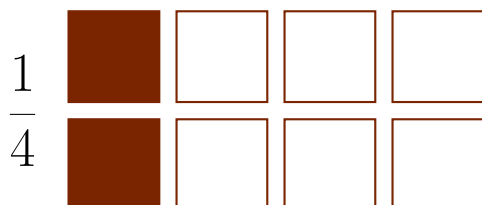
1.




2.




3.




4.



5.



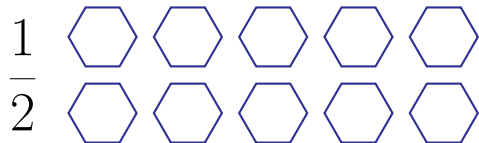
6.



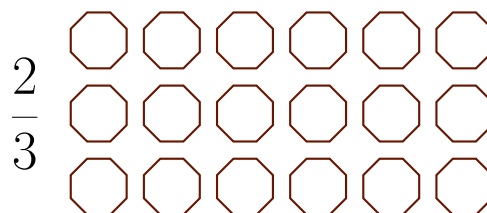
Coloriage des Fractions (J)

Colorez chaque groupe de figures pour représenter chaque fraction.


1.




2.




3.




4.



5.



6.



Coloriage des Fractions (J) Réponses

Colorez chaque groupe de figures pour représenter chaque fraction.

