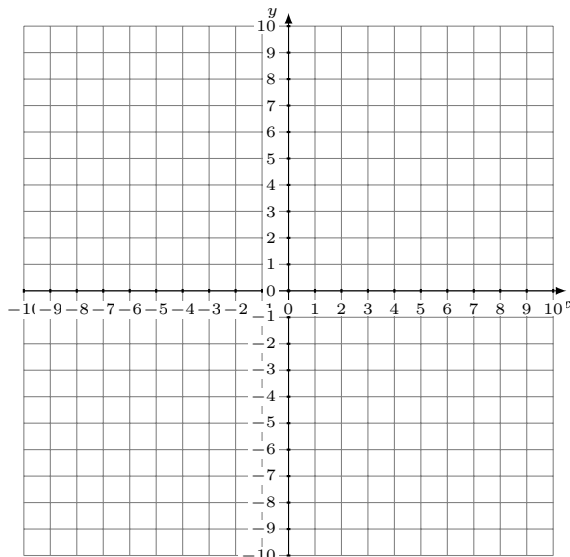


Représentation Graphique d'un Système d'Équations (I)

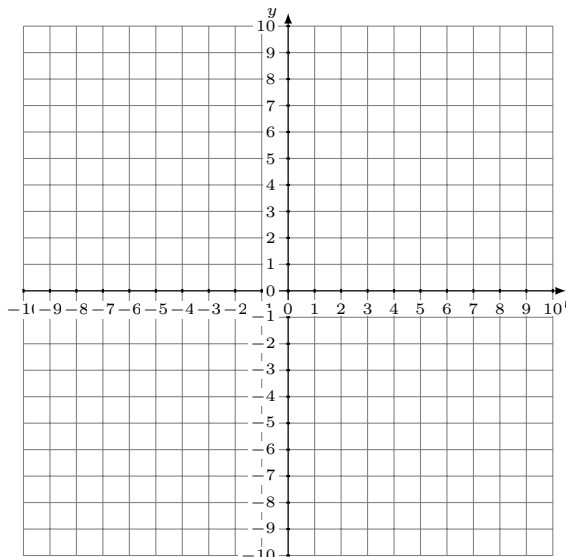
Représentez à l'aide d'un graphique chaque système et identifiez sa solution.

1.
$$y = -2x - 1$$
$$y = -6x - 9$$



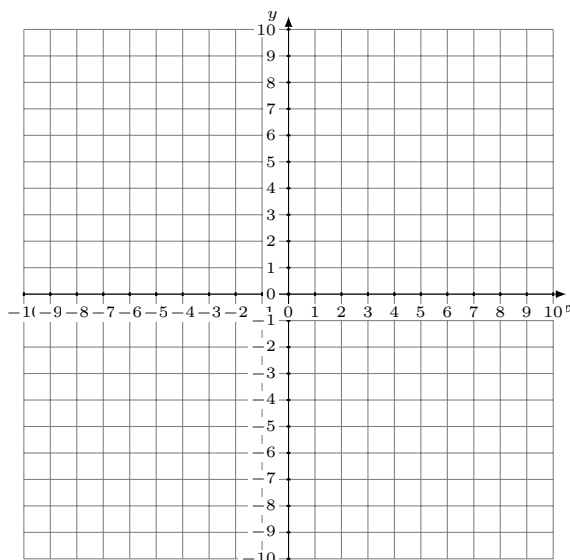
Solution: (----,----)

2.
$$2x + 3y = 18$$
$$y = -\frac{1}{3}x + 4$$



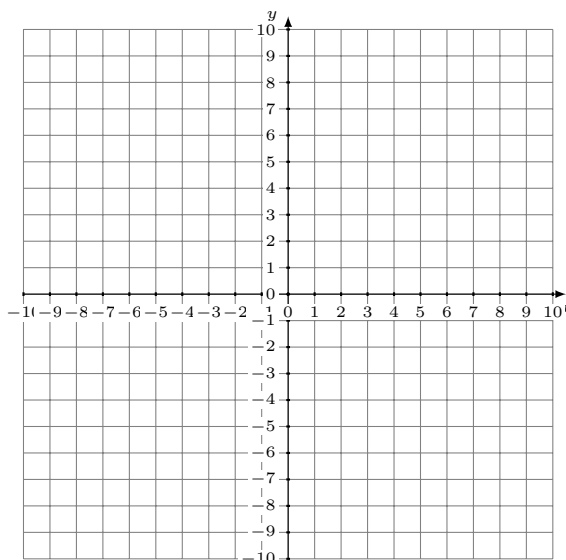
Solution: (----,----)

3.
$$4x + 3y = 3$$
$$y = -\frac{13}{6}x + 6$$



Solution: (----,----)

4.
$$y = -\frac{13}{5}x - 8$$
$$y = \frac{4}{5}x + 9$$



Solution: (----,----)