


Place d'Aiguilles sur Une Horloge Analogique (A)

Nom: _____


Date: _____

Placer les aiguilles de l'horloge pour qu'elles montrent le temps indiqué.

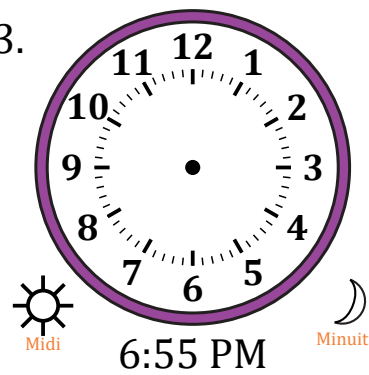
1.




2.



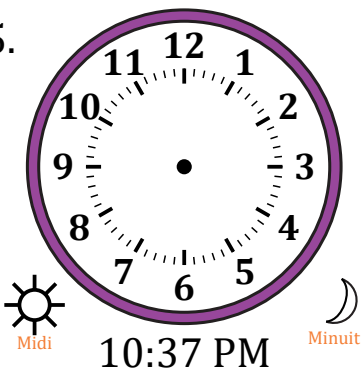
3.




4.




5.



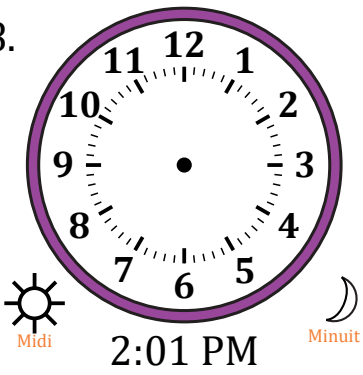
6.



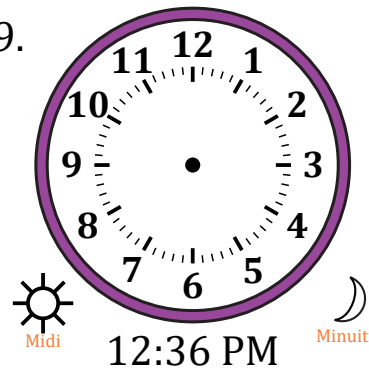
7.




8.



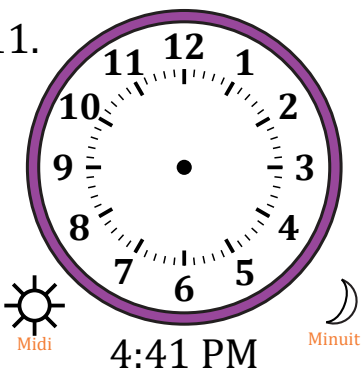
9.




10.



11.



12.















Place d'Aiguilles sur Une Horloge Analogique (A) Solutions

Nom: _____

Date: _____

Placer les aiguilles de l'horloge pour qu'elles montrent le temps indiqué.


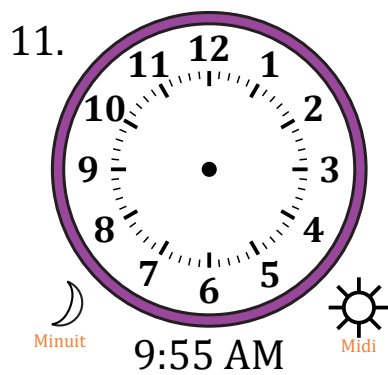

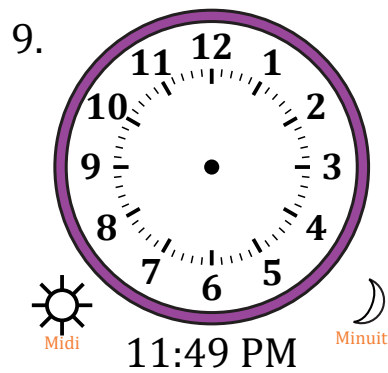





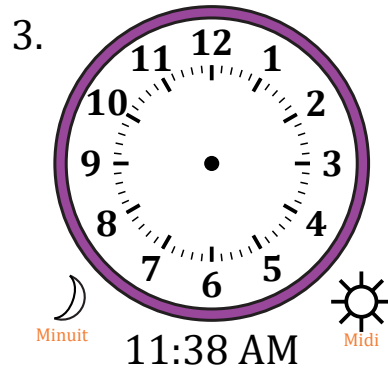
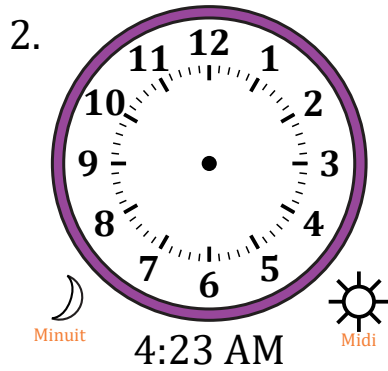
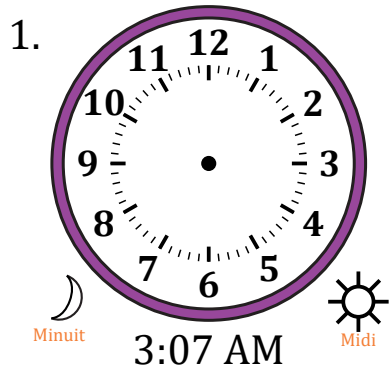
1.  Minuit Midi <u>2:00 AM</u>	2.  Minuit Midi <u>4:09 AM</u>	3.  Midi Minuit <u>6:55 PM</u>
4.  Minuit Midi <u>11:48 AM</u>	5.  Midi Minuit <u>10:37 PM</u>	6.  Midi Minuit <u>9:50 PM</u>
7.  Minuit Midi <u>9:33 AM</u>	8.  Midi Minuit <u>2:01 PM</u>	9.  Midi Minuit <u>12:36 PM</u>
10.  Minuit Midi <u>1:39 AM</u>	11.  Midi Minuit <u>4:41 PM</u>	12.  Minuit Midi <u>7:36 AM</u>

Place d'Aiguilles sur Une Horloge Analogique (B)

Nom: _____

Date: _____

Placer les aiguilles de l'horloge pour qu'elles montrent le temps indiqué.




Place d'Aiguilles sur Une Horloge Analogique (B) Solutions

Nom: _____


Date: _____

Placer les aiguilles de l'horloge pour qu'elles montrent le temps indiqué.

1.



2.




3.



4.



5.



6.



7.



8.




9.




10.



11.



12.

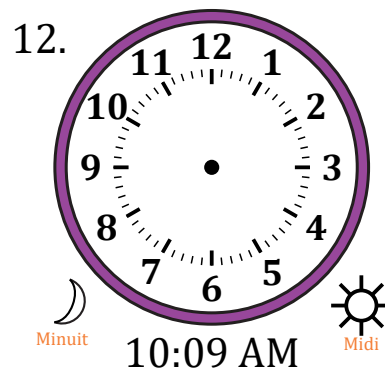

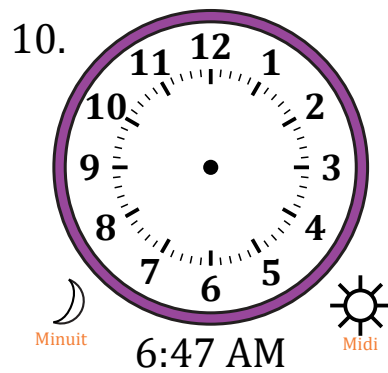
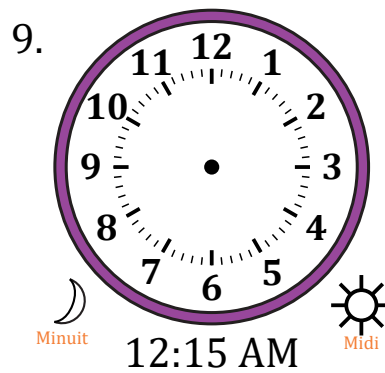

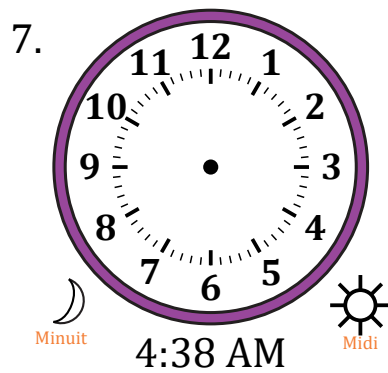








Place d'Aiguilles sur Une Horloge Analogique (C)

Nom: _____

Date: _____

Placer les aiguilles de l'horloge pour qu'elles montrent le temps indiqué.


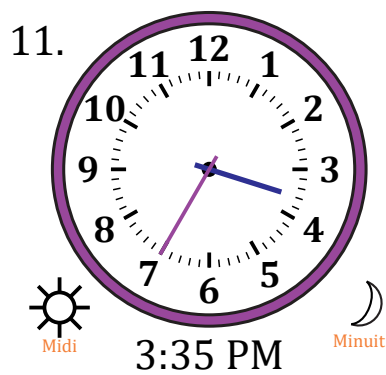
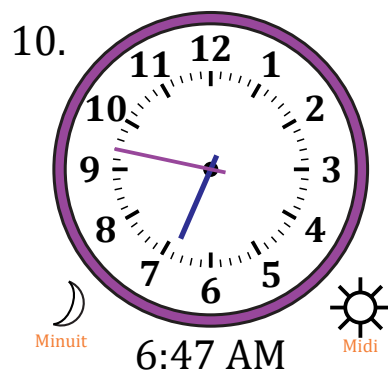
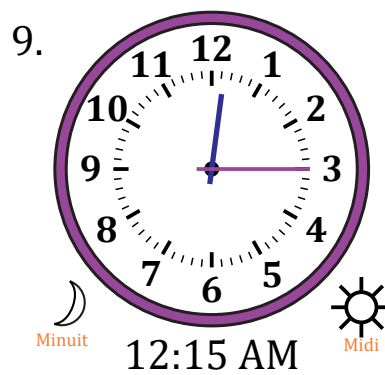
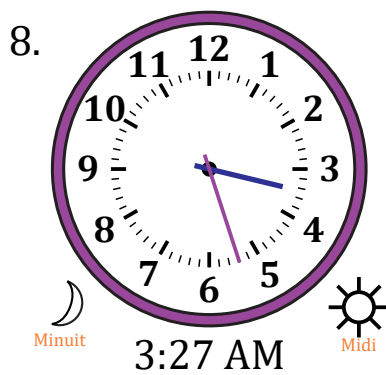
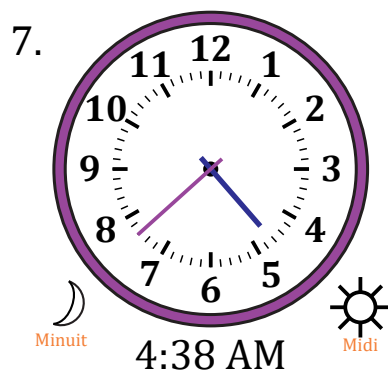
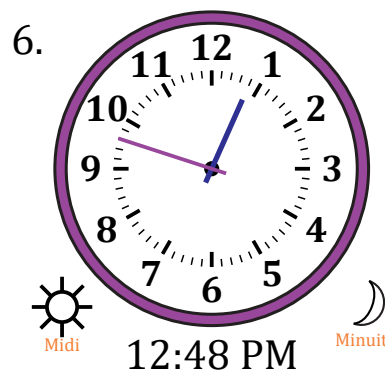

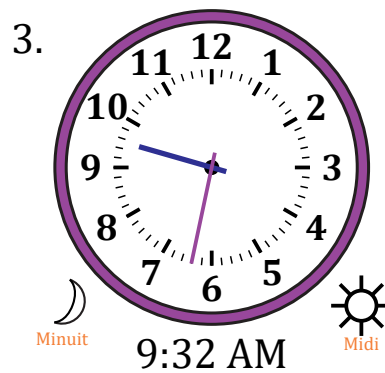



Place d'Aiguilles sur Une Horloge Analogique (C) Solutions

Nom: _____

Date: _____

Placer les aiguilles de l'horloge pour qu'elles montrent le temps indiqué.


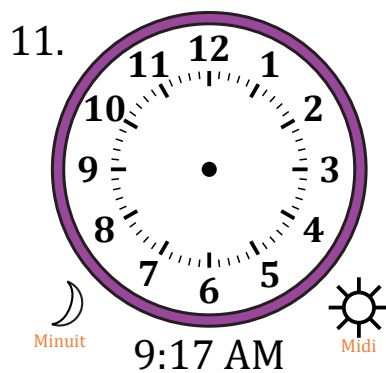



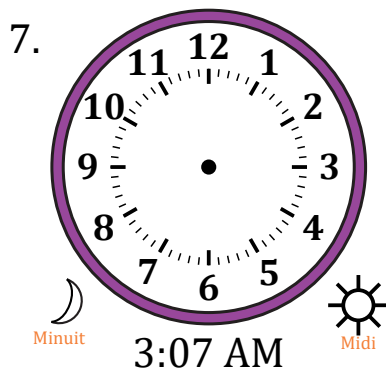




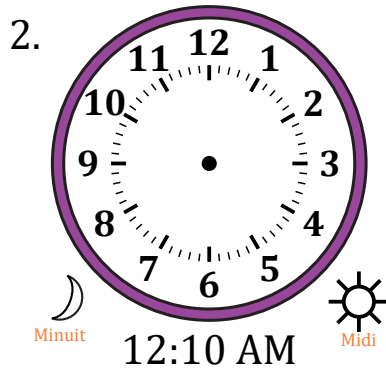



Place d'Aiguilles sur Une Horloge Analogique (D)

Nom: _____

Date: _____

Placer les aiguilles de l'horloge pour qu'elles montrent le temps indiqué.

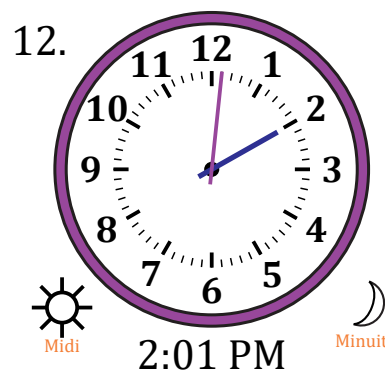
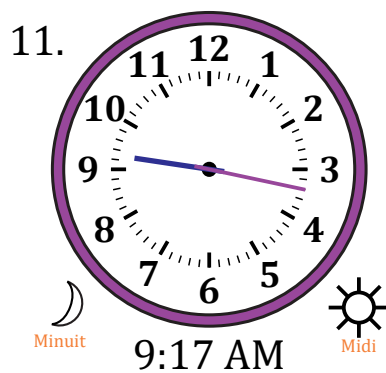
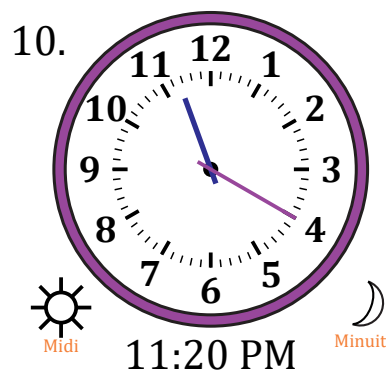


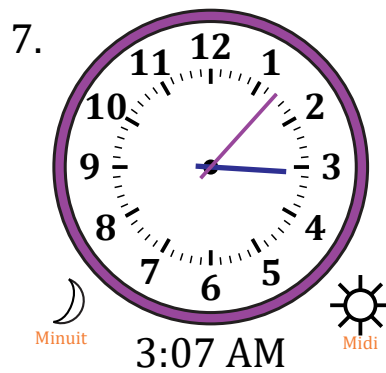
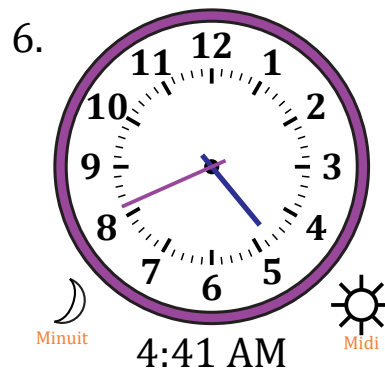

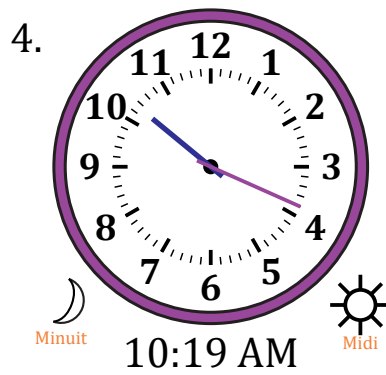

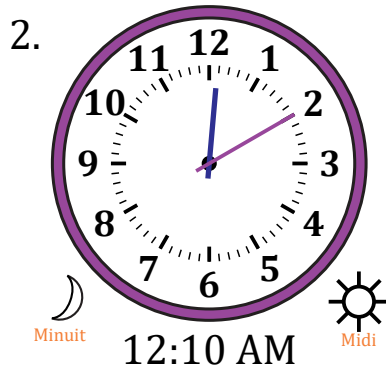



Place d'Aiguilles sur Une Horloge Analogique (D) Solutions

Nom: _____

Date: _____

Placer les aiguilles de l'horloge pour qu'elles montrent le temps indiqué.




Place d'Aiguilles sur Une Horloge Analogique (E)

Nom: _____

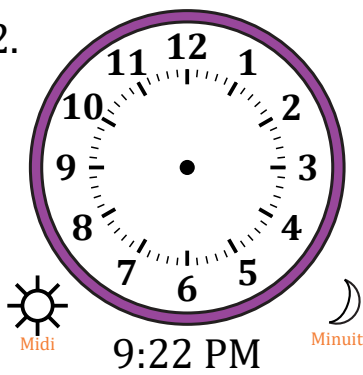
Date: _____

Placer les aiguilles de l'horloge pour qu'elles montrent le temps indiqué.

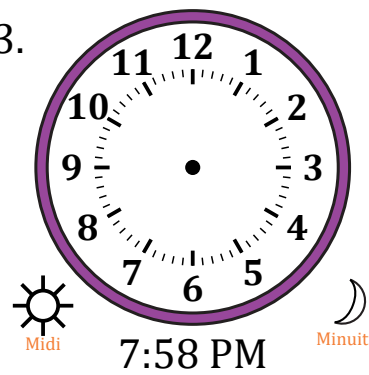
1.




2.




3.




4.



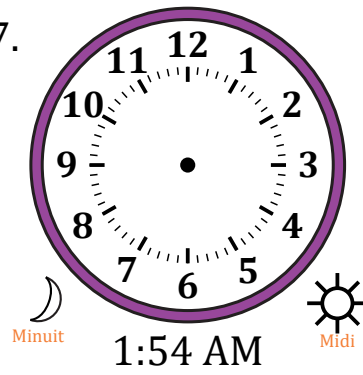
5.




6.



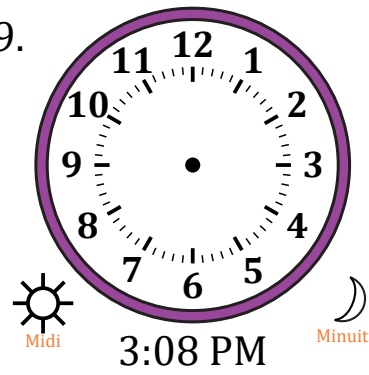
7.




8.



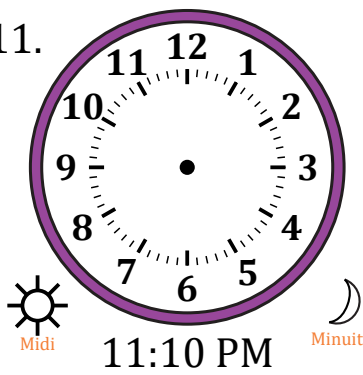
9.



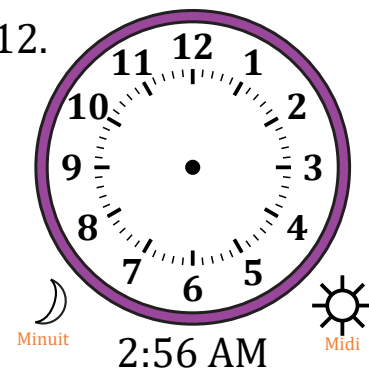
10.



11.



12.

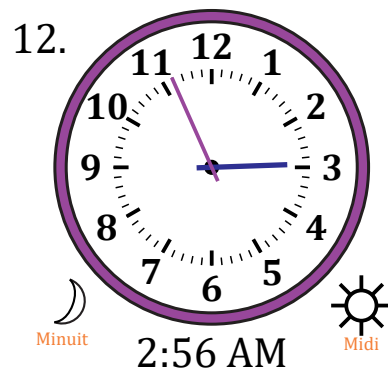




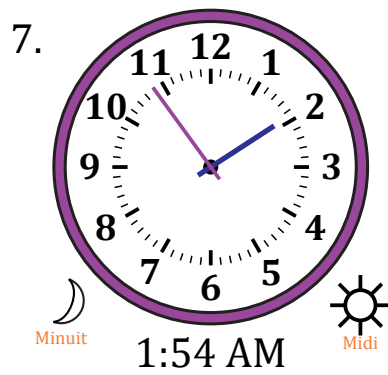


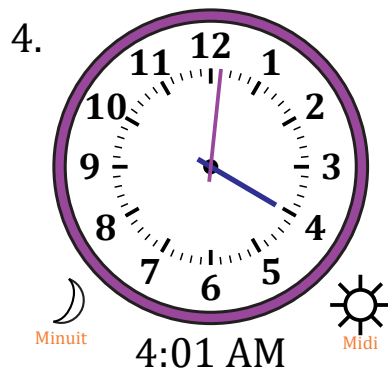
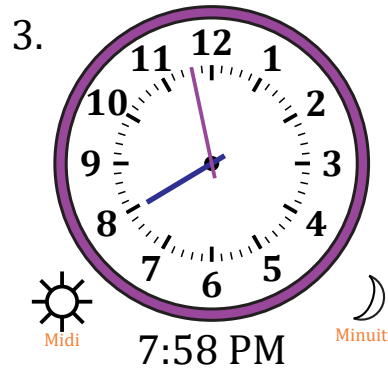




Place d'Aiguilles sur Une Horloge Analogique (E) Solutions

Nom: _____

Date: _____

Placer les aiguilles de l'horloge pour qu'elles montrent le temps indiqué.












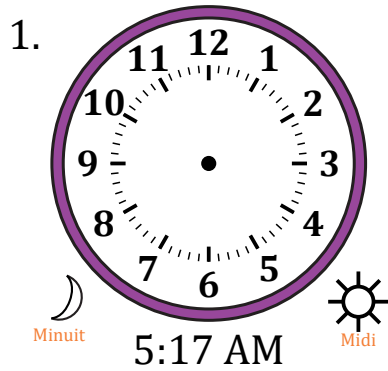


Place d'Aiguilles sur Une Horloge Analogique (F)

Nom: _____

Date: _____

Placer les aiguilles de l'horloge pour qu'elles montrent le temps indiqué.



Place d'Aiguilles sur Une Horloge Analogique (F) Solutions

Nom: _____

Date: _____

Placer les aiguilles de l'horloge pour qu'elles montrent le temps indiqué.

1.



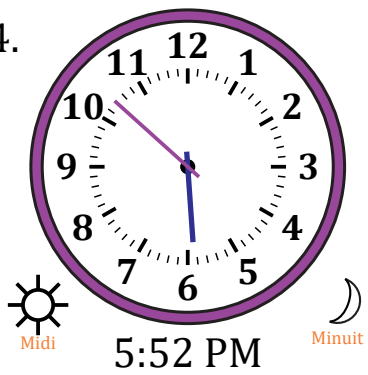
2.



3.



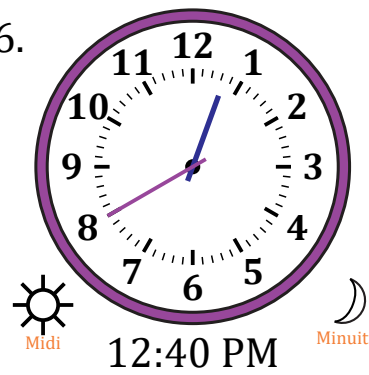
4.



5.



6.




7.



8.



9.



10.



11.



12.




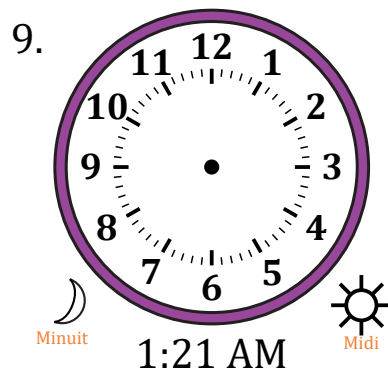





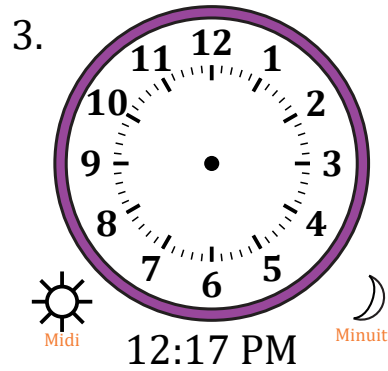
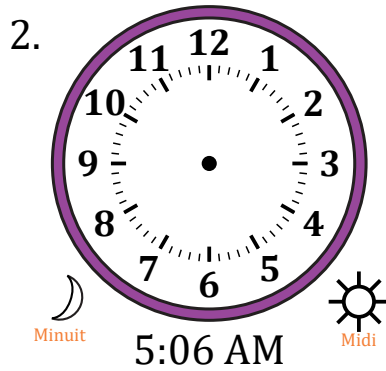



Place d'Aiguilles sur Une Horloge Analogique (G)

Nom: _____

Date: _____

Placer les aiguilles de l'horloge pour qu'elles montrent le temps indiqué.


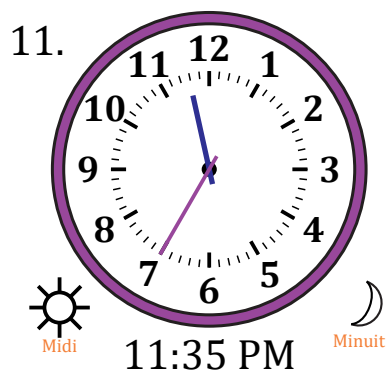
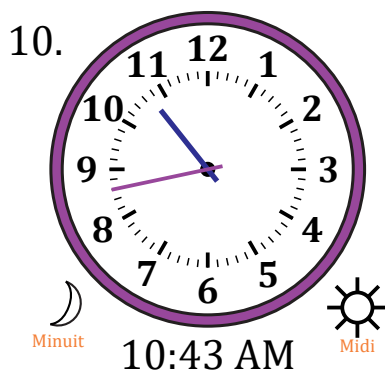
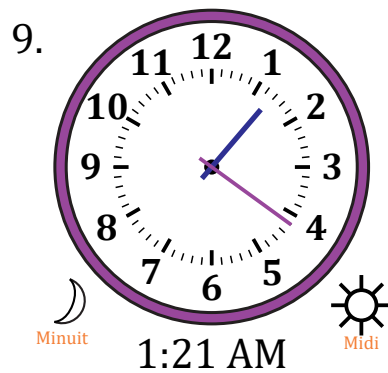


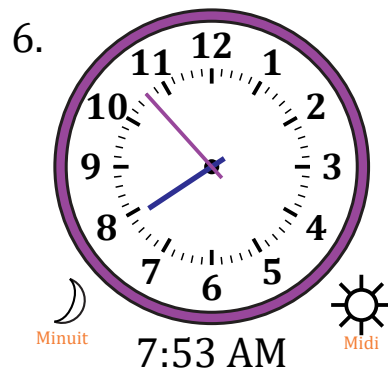


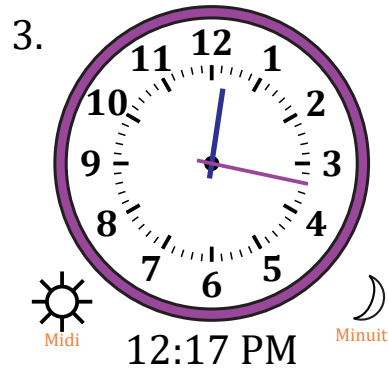
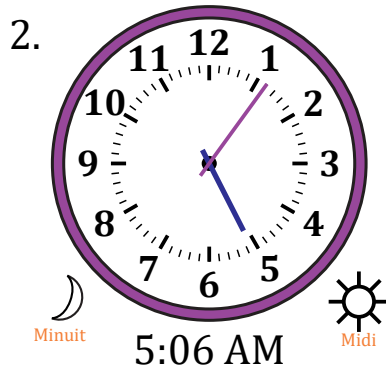



Place d'Aiguilles sur Une Horloge Analogique (G) Solutions

Nom: _____

Date: _____

Placer les aiguilles de l'horloge pour qu'elles montrent le temps indiqué.

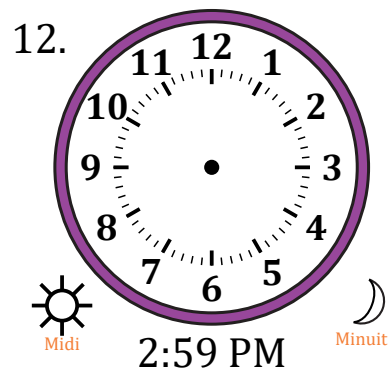





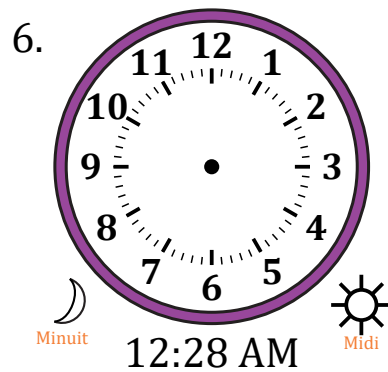



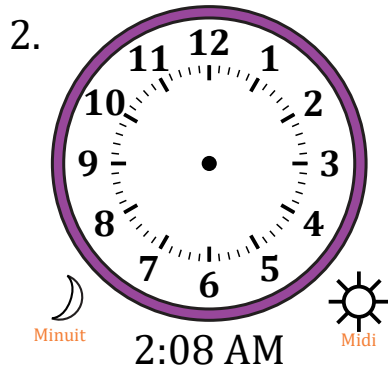
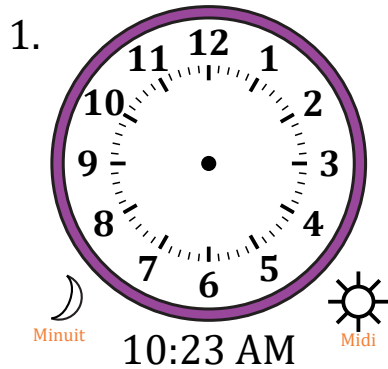


Place d'Aiguilles sur Une Horloge Analogique (H)

Nom: _____

Date: _____

Placer les aiguilles de l'horloge pour qu'elles montrent le temps indiqué.

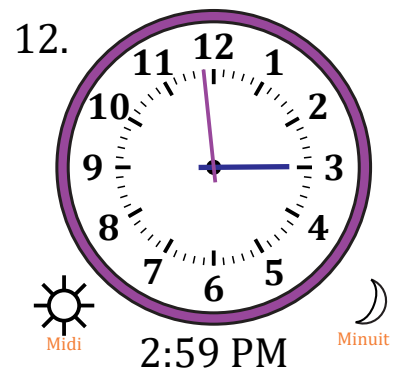
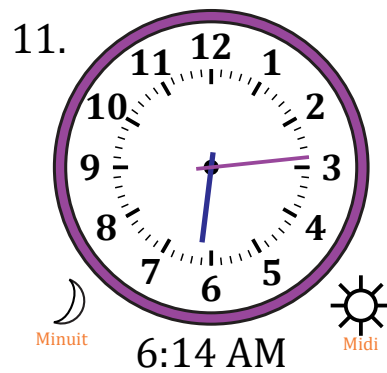
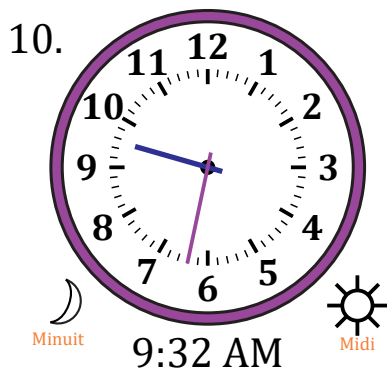


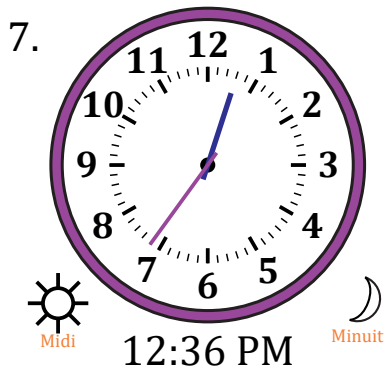



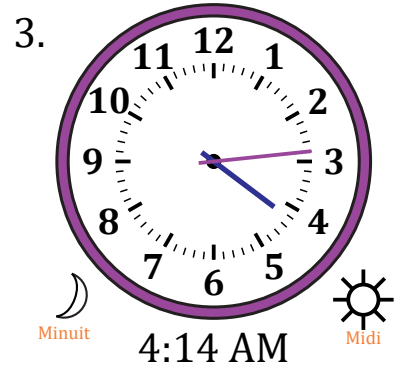
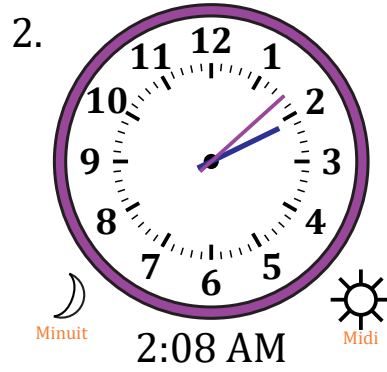
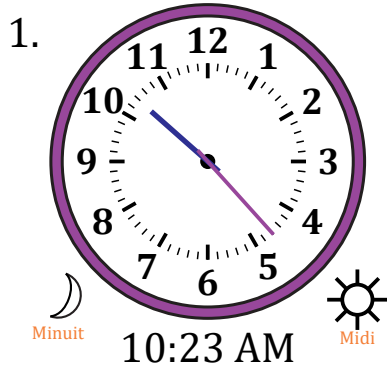


Place d'Aiguilles sur Une Horloge Analogique (H) Solutions

Nom: _____

Date: _____

Placer les aiguilles de l'horloge pour qu'elles montrent le temps indiqué.









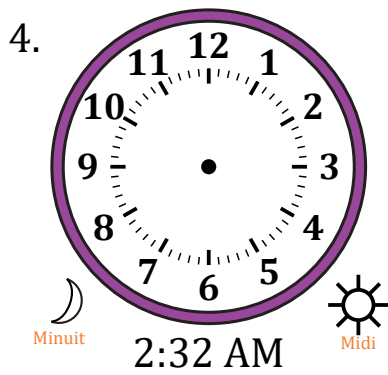

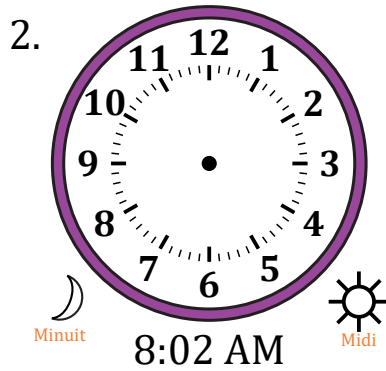
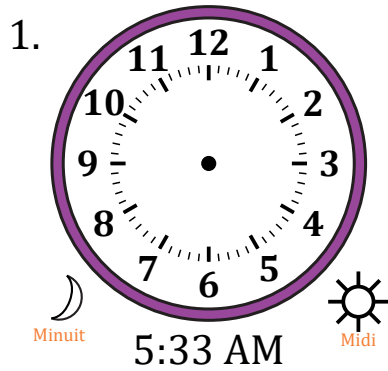


Place d'Aiguilles sur Une Horloge Analogique (I)

Nom: _____

Date: _____

Placer les aiguilles de l'horloge pour qu'elles montrent le temps indiqué.

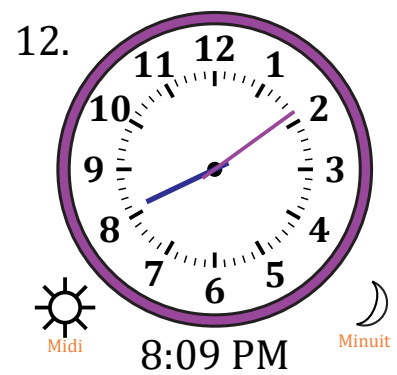
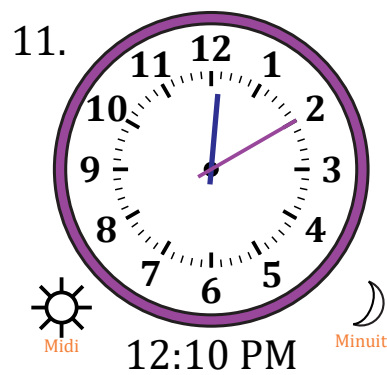


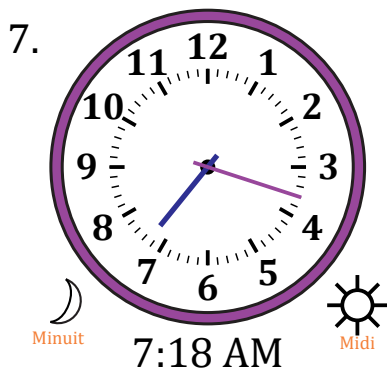


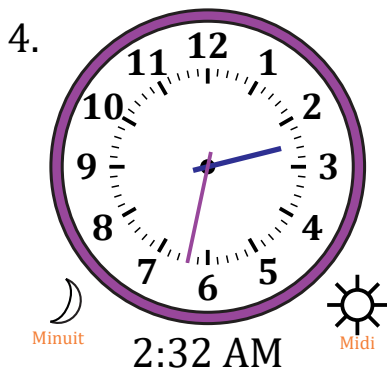
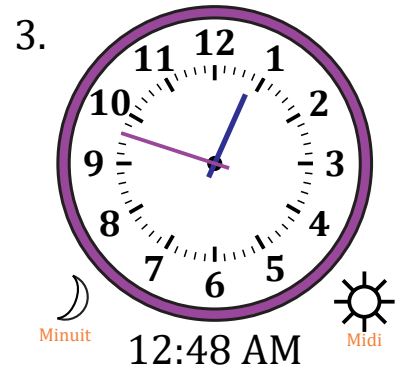
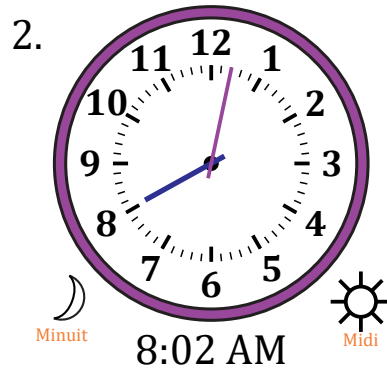
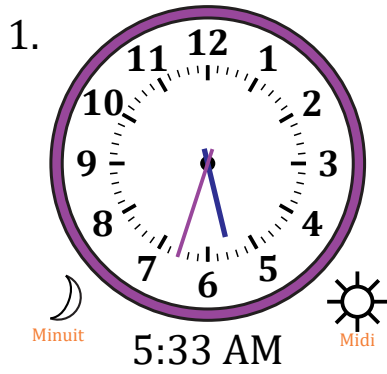


Place d'Aiguilles sur Une Horloge Analogique (I) Solutions

Nom: _____

Date: _____

Placer les aiguilles de l'horloge pour qu'elles montrent le temps indiqué.


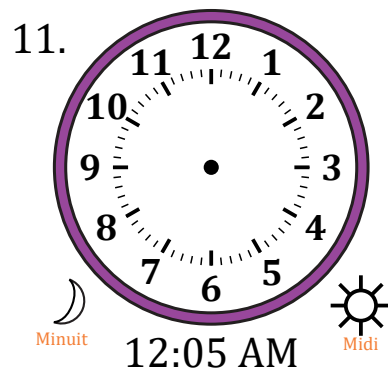









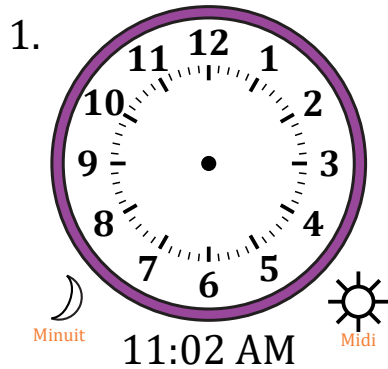


Place d'Aiguilles sur Une Horloge Analogique (J)

Nom: _____

Date: _____

Placer les aiguilles de l'horloge pour qu'elles montrent le temps indiqué.



Place d'Aiguilles sur Une Horloge Analogique (J) Solutions

Nom: _____

Date: _____

Placer les aiguilles de l'horloge pour qu'elles montrent le temps indiqué.

