



Place d'Aiguilles sur Une Horloge Analogique (I)


Nom: _____


Date: _____


Placer les aiguilles de l'horloge pour qu'elles montrent le temps indiqué.


1. 
5:33 AM


2. 
8:02 AM


3. 
12:48 AM


4. 
2:32 AM

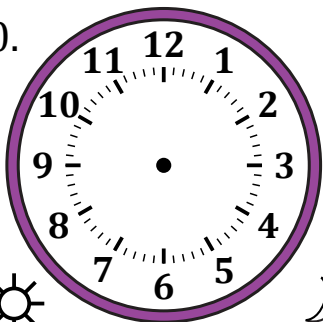
5. 
10:35 PM


6. 
10:00 AM


7. 
7:18 AM

8. 
3:50 PM

9. 
5:27 PM

10. 
6:10 PM

11. 
12:10 PM

12. 
8:09 PM