








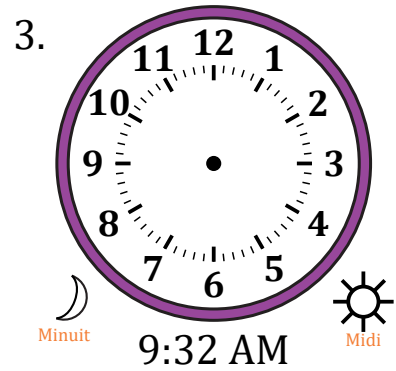




# Place d'Aiguilles sur Une Horloge Analogique (C)

Nom: \_\_\_\_\_

Date: \_\_\_\_\_

Placer les aiguilles de l'horloge pour qu'elles montrent le temps indiqué.





# Place d'Aiguilles sur Une Horloge Analogique (C) Solutions


Nom: \_\_\_\_\_


Date: \_\_\_\_\_


Placer les aiguilles de l'horloge pour qu'elles montrent le temps indiqué.


1.   
Midi Minuit  
11:26 PM


2.   
Midi Minuit  
9:56 PM


3.   
Minuit Midi  
9:32 AM


4.   
Midi Minuit  
7:50 PM


5.   
Midi Minuit  
5:33 PM


6.   
Midi Minuit  
12:48 PM


7.   
Minuit Midi  
4:38 AM

8.   
Minuit Midi  
3:27 AM

9.   
Minuit Midi  
12:15 AM

10.   
Minuit Midi  
6:47 AM

11.   
Midi Minuit  
3:35 PM

12.   
Minuit Midi  
10:09 AM