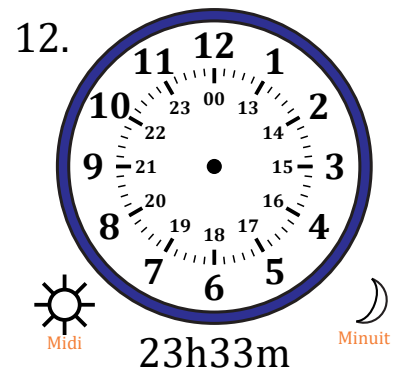
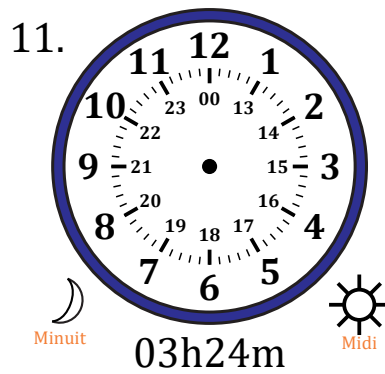
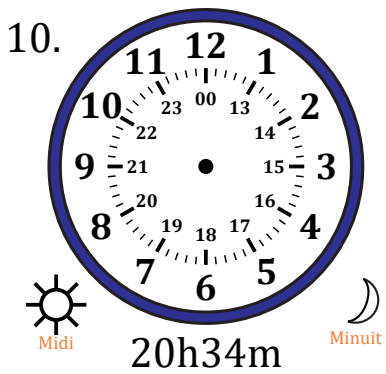
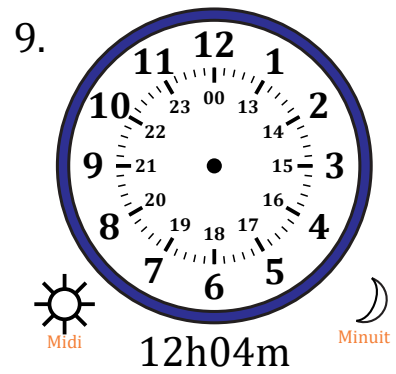
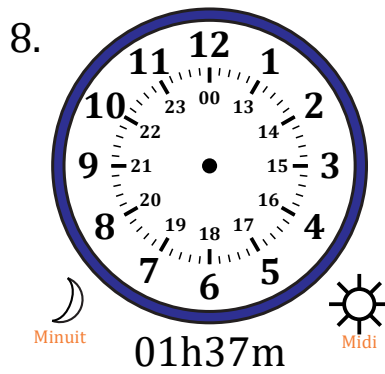
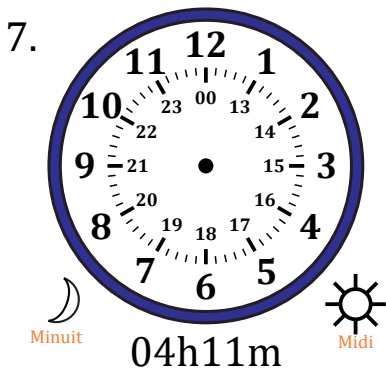
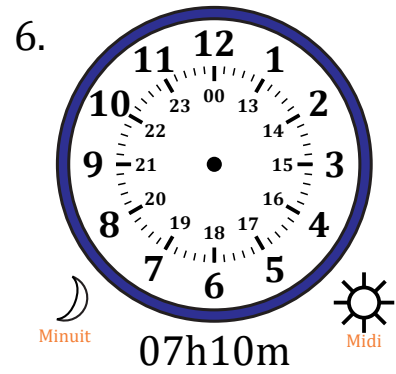
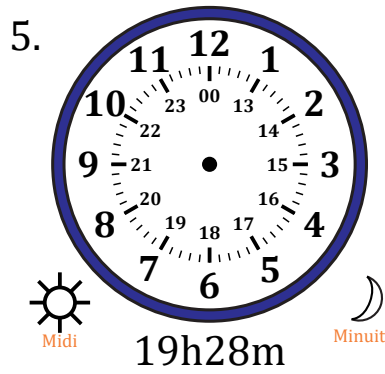
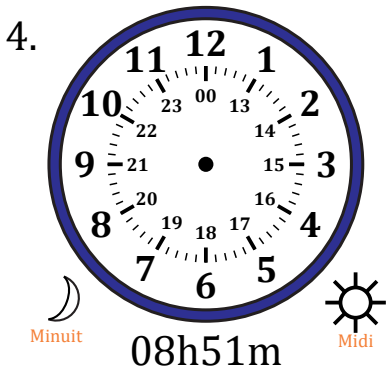
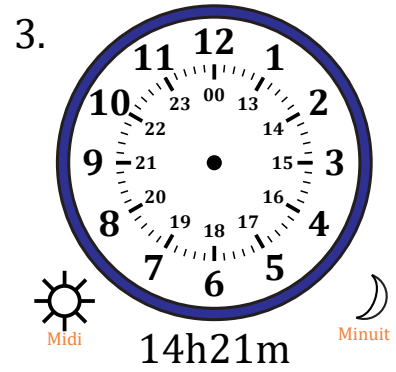
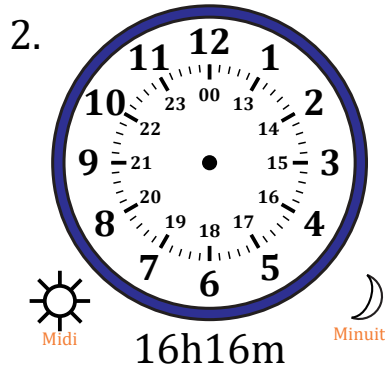
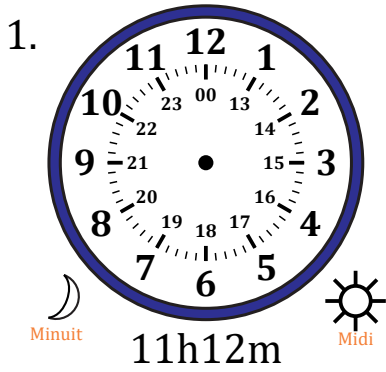


# Place d'Aiguilles sur Une Horloge Analogique (B)

Nom: \_\_\_\_\_

Date: \_\_\_\_\_

Placer les aiguilles de l'horloge pour qu'elles montrent le temps indiqué.





# Place d'Aiguilles sur Une Horloge Analogique (B) Solutions


Nom: \_\_\_\_\_


Date: \_\_\_\_\_


Placer les aiguilles de l'horloge pour qu'elles montrent le temps indiqué.


1.   
11h12m


2.   
16h16m


3.   
14h21m


4.   
08h51m


5.   
19h28m


6.   
07h10m


7.   
04h11m

8.   
01h37m

9.   
12h04m

10.   
20h34m

11.   
03h24m

12.   
23h33m