

Motif d'images de la Saint-Valentin (1)

Coupez et collez le prochain objet qui devrait apparaître dans la suite.


1.




2.



3.



4.







5.



6.



À découper



Images provenant de OpenClipart.org.

MathsLibres.com vous souhaite une heureuse Saint-Valentin