


*Motif d'images de la Saint-Valentin (H)*

Coupez et collez le prochain objet qui devrait apparaître dans la suite.


1.



2.



3.



4.








5.



6.



À découper




Images provenant de OpenClipart.org.

*MathsLibres.com vous souhaite une heureuse Saint-Valentin*


*Motif d'Images de la Saint-Valentin (H) Réponses*

Coupez et collez le prochain objet qui devrait apparaître dans la suite.


1.




2.




3.



4.



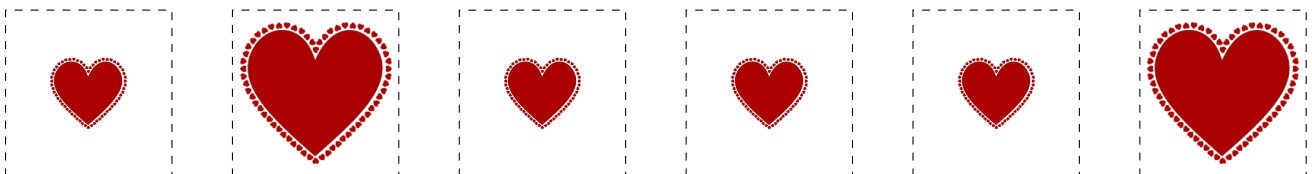
5.



6.



À découper



Images provenant de OpenClipart.org.

*MathsLibres.com vous souhaite une heureuse Saint-Valentin*