

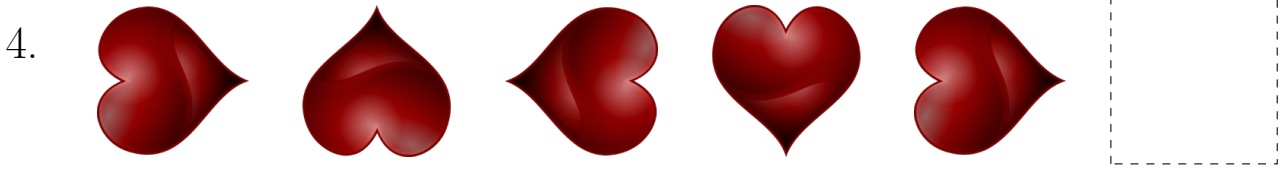
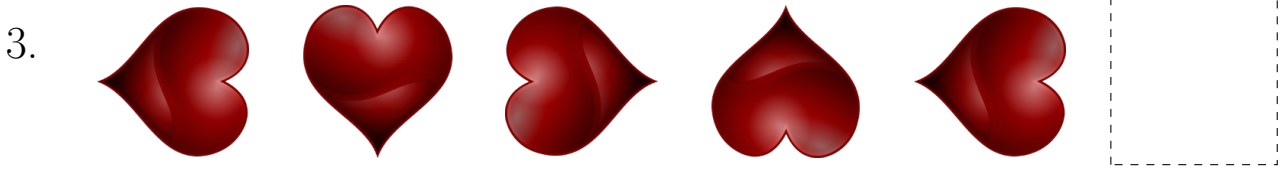


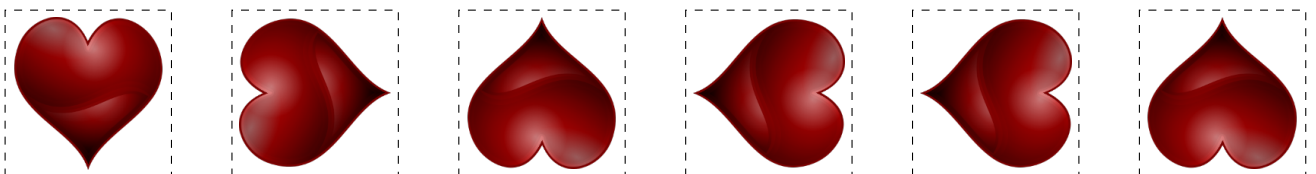


*Motif d'images de la Saint-Valentin (9)*

Coupez et collez le prochain objet qui devrait apparaître dans la suite.



À découper




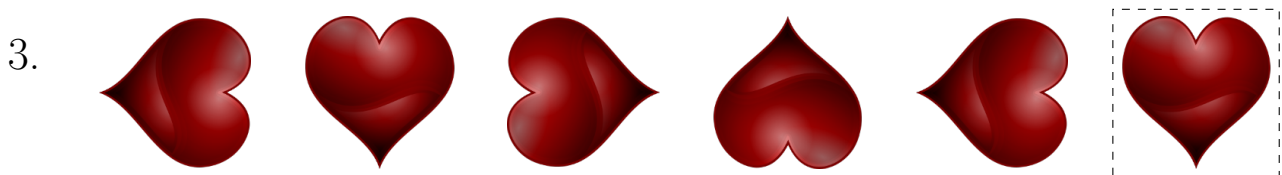




Images provenant de OpenClipart.org.

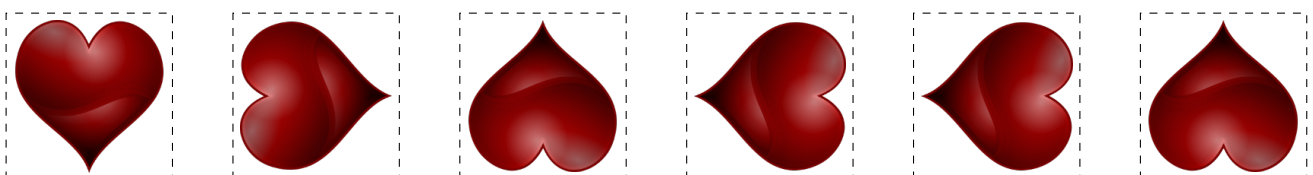
*MathsLibres.com vous souhaite une heureuse Saint-Valentin*

*Motif d'images de la Saint-Valentin (9) Réponses*

Coupez et collez le prochain objet qui devrait apparaître dans la suite.



À découper



Images provenant de OpenClipart.org.

*MathsLibres.com vous souhaite une heureuse Saint-Valentin*