


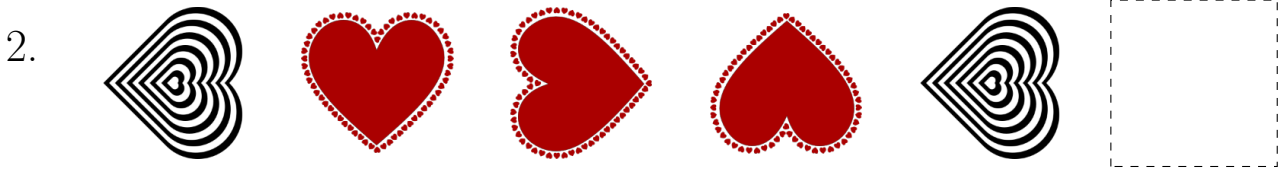

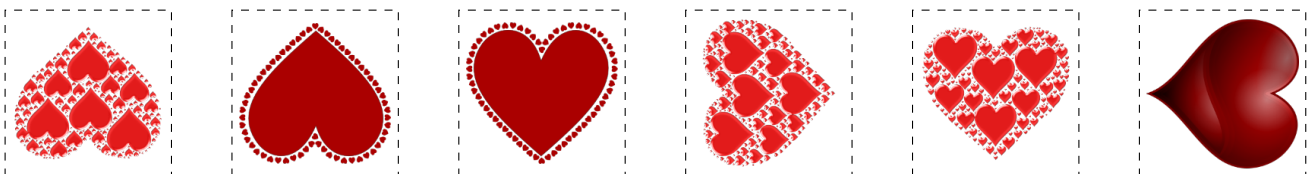


Motif d'images de la Saint-Valentin (A)

Coupez et collez le prochain objet qui devrait apparaître dans la suite.



À découper



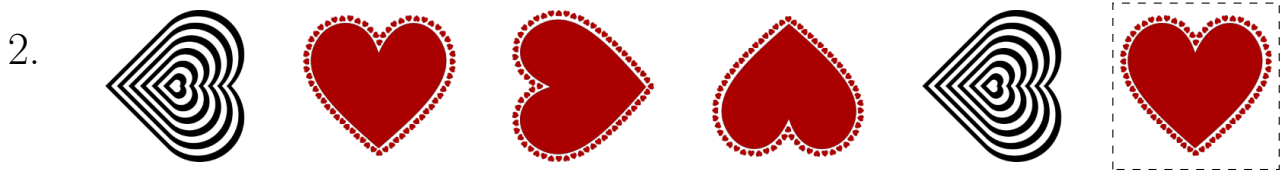



Images provenant de OpenClipart.org.


MathsLibres.com vous souhaite une heureuse Saint-Valentin

Motif d'Images de la Saint-Valentin (A) Réponses

Coupez et collez le prochain objet qui devrait apparaître dans la suite.



À découper




Images provenant de OpenClipart.org.

MathsLibres.com vous souhaite une heureuse Saint-Valentin

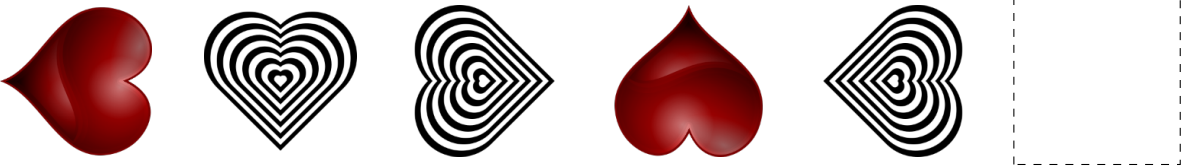
Motif d'images de la Saint-Valentin (B)

Coupez et collez le prochain objet qui devrait apparaître dans la suite.

1.




2.



3.



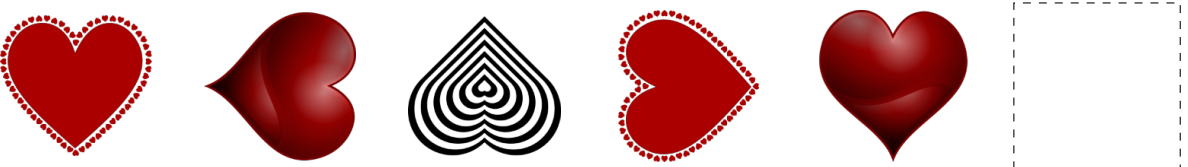
4.



5.



6.



À découper




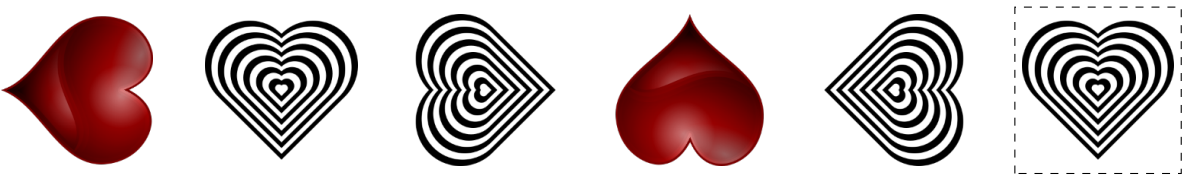
Images provenant de OpenClipart.org.


MathsLibres.com vous souhaite une heureuse Saint-Valentin


Motif d'Images de la Saint-Valentin (B) Réponses


Coupez et collez le prochain objet qui devrait apparaître dans la suite.


1. 

2. 

3. 

4. 

5. 

6. 

À découper















Images provenant de OpenClipart.org.







MathsLibres.com vous souhaite une heureuse Saint-Valentin







Motif d'images de la Saint-Valentin (C)







Coupez et collez le prochain objet qui devrait apparaître dans la suite.







1.      

2.      

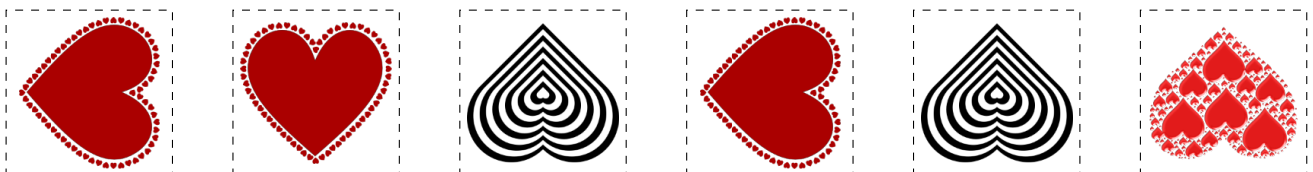
3.      

4.      

5.      

6.      

À découper



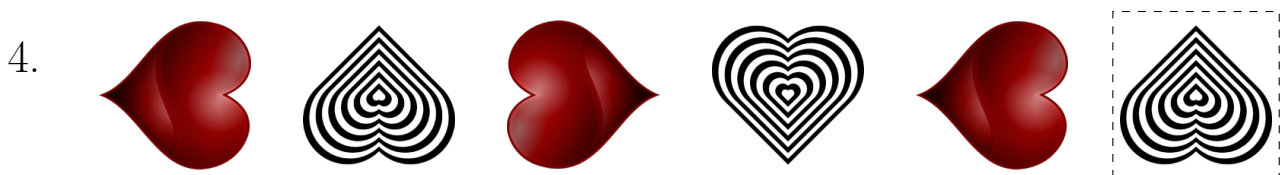




Images provenant de OpenClipart.org.

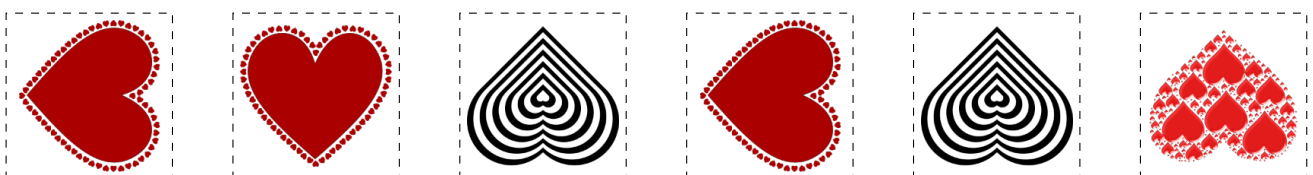
MathsLibres.com vous souhaite une heureuse Saint-Valentin

Motif d'Images de la Saint-Valentin (C) Réponses

Coupez et collez le prochain objet qui devrait apparaître dans la suite.



À découper






Images provenant de OpenClipart.org.

MathsLibres.com vous souhaite une heureuse Saint-Valentin


Motif d'images de la Saint-Valentin (D)

Coupez et collez le prochain objet qui devrait apparaître dans la suite.


1.






2.




3.




4.



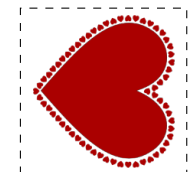


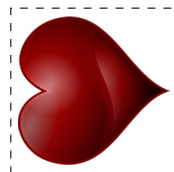
5.



6.



À découper





Images provenant de OpenClipart.org.


MathsLibres.com vous souhaite une heureuse Saint-Valentin

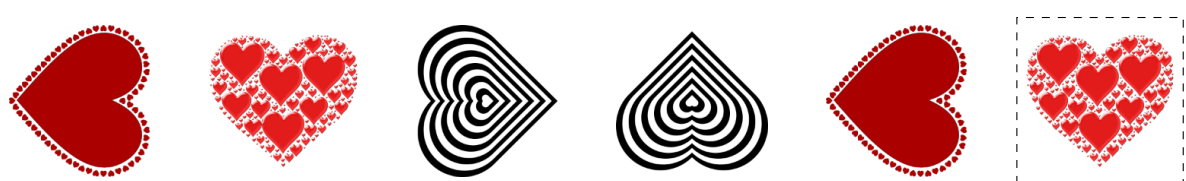
Motif d'Images de la Saint-Valentin (D) Réponses


Coupez et collez le prochain objet qui devrait apparaître dans la suite.


1. 

2. 


3. 

4. 

5. 

6. 

À découper






Images provenant de OpenClipart.org.


MathsLibres.com vous souhaite une heureuse Saint-Valentin

Motif d'images de la Saint-Valentin (E)

Coupez et collez le prochain objet qui devrait apparaître dans la suite.



À découper






Images provenant de OpenClipart.org.


MathsLibres.com vous souhaite une heureuse Saint-Valentin

Motif d'Images de la Saint-Valentin (E) Réponses

Coupez et collez le prochain objet qui devrait apparaître dans la suite.



À découper



Images provenant de OpenClipart.org.

MathsLibres.com vous souhaite une heureuse Saint-Valentin


Motif d'images de la Saint-Valentin (F)

Coupez et collez le prochain objet qui devrait apparaître dans la suite.




1.








2.



3.




4.



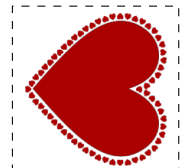
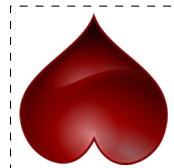

5.



6.



À découper






Images provenant de OpenClipart.org.

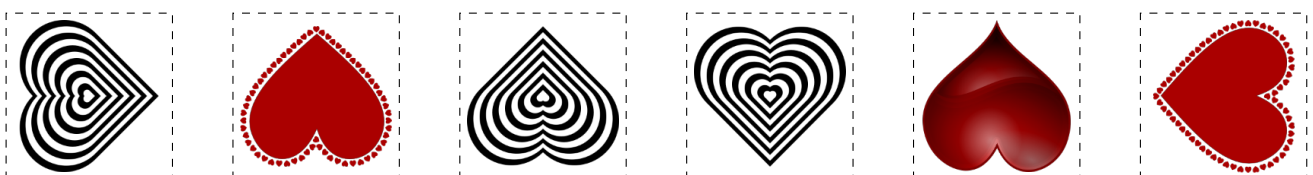
MathsLibres.com vous souhaite une heureuse Saint-Valentin

Motif d'Images de la Saint-Valentin (F) Réponses

Coupez et collez le prochain objet qui devrait apparaître dans la suite.



À découper





Images provenant de OpenClipart.org.

MathsLibres.com vous souhaite une heureuse Saint-Valentin

Motif d'images de la Saint-Valentin (9)

Coupez et collez le prochain objet qui devrait apparaître dans la suite.



1.



2.




3.



4.



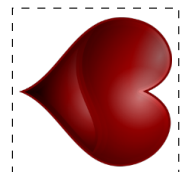

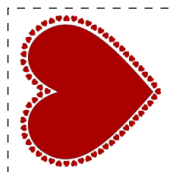
5.



6.



À découper






Images provenant de OpenClipart.org.

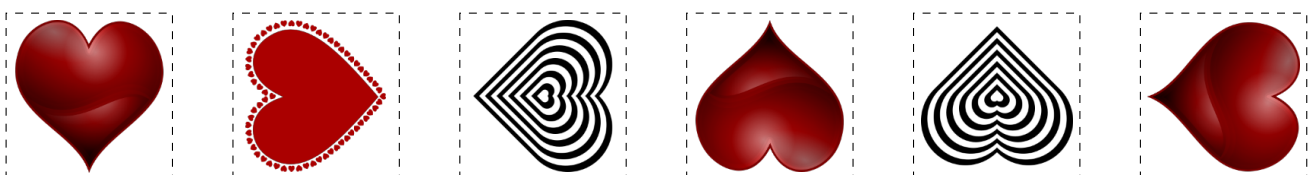
MathsLibres.com vous souhaite une heureuse Saint-Valentin

Motif d'Images de la Saint-Valentin (9) Réponses

Coupez et collez le prochain objet qui devrait apparaître dans la suite.



À découper







Images provenant de OpenClipart.org.

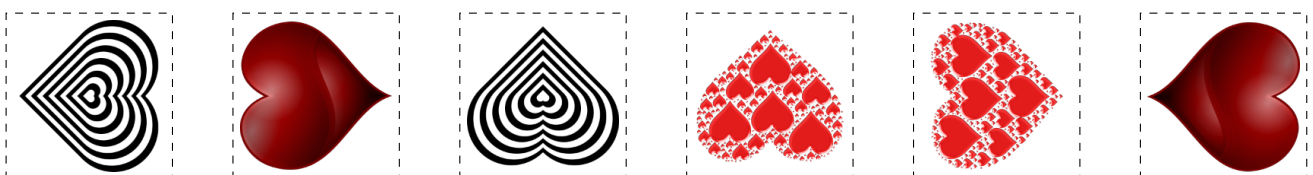
MathsLibres.com vous souhaite une heureuse Saint-Valentin

Motif d'images de la Saint-Valentin (H)

Coupez et collez le prochain objet qui devrait apparaître dans la suite.



À découper







Images provenant de OpenClipart.org.

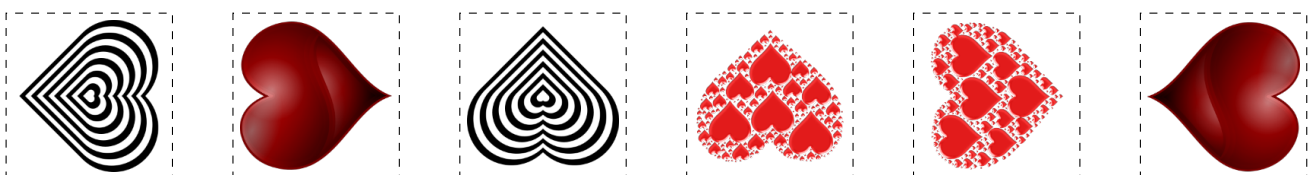
MathsLibres.com vous souhaite une heureuse Saint-Valentin

Motif d'Images de la Saint-Valentin (H) Réponses

Coupez et collez le prochain objet qui devrait apparaître dans la suite.



À découper








Images provenant de OpenClipart.org.


MathsLibres.com vous souhaite une heureuse Saint-Valentin

Motif d'images de la Saint-Valentin (1)

Coupez et collez le prochain objet qui devrait apparaître dans la suite.



À découper







Images provenant de OpenClipart.org.


MathsLibres.com vous souhaite une heureuse Saint-Valentin

Motif d'images de la Saint-Valentin (1) Réponses

Coupez et collez le prochain objet qui devrait apparaître dans la suite.



À découper






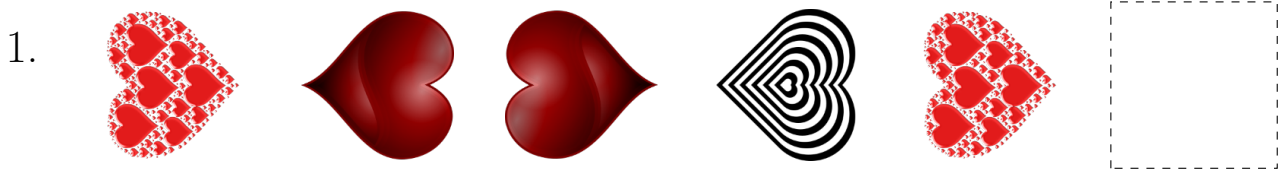


Images provenant de OpenClipart.org.

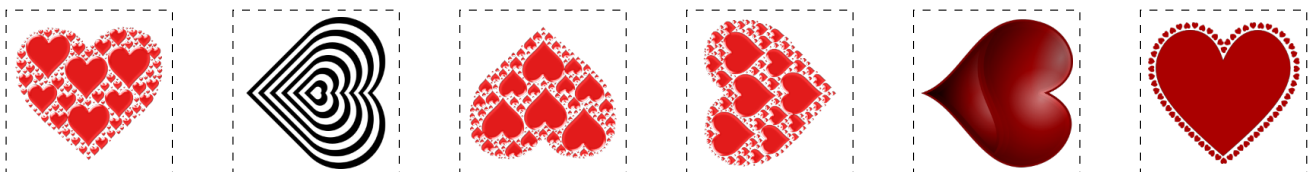
MathsLibres.com vous souhaite une heureuse Saint-Valentin

Motif d'images de la Saint-Valentin (J)

Coupez et collez le prochain objet qui devrait apparaître dans la suite.



À découper



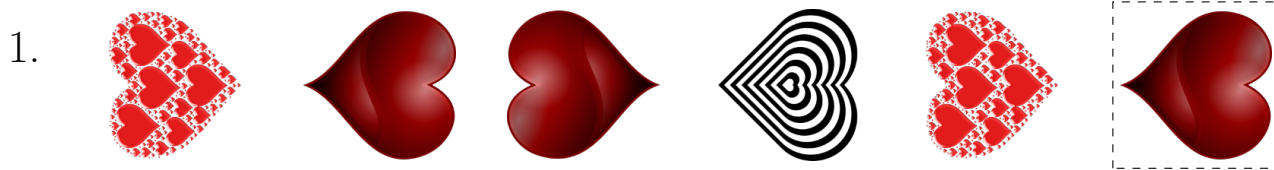


Images provenant de OpenClipart.org.

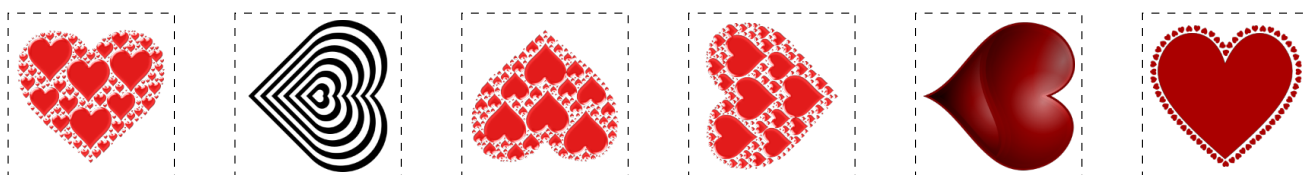
MathsLibres.com vous souhaite une heureuse Saint-Valentin

Motif d'Images de la Saint-Valentin (J) Réponses

Coupez et collez le prochain objet qui devrait apparaître dans la suite.



À découper



Images provenant de OpenClipart.org.

MathsLibres.com vous souhaite une heureuse Saint-Valentin