




*Motif d'images de la Saint-Valentin (H)*

Coupez et collez le prochain objet qui devrait apparaître dans la suite.


1. 

2. 

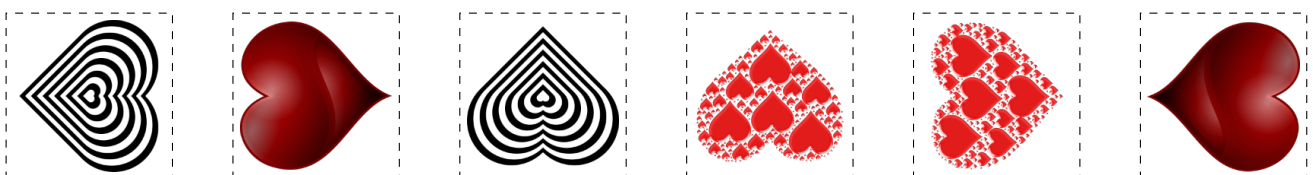
3. 

4. 

5. 

6. 

À découper



Images provenant de OpenClipart.org.

*MathsLibres.com vous souhaite une heureuse Saint-Valentin*