



Motif d'images de la Saint-Valentin (9)

Coupez et collez le prochain objet qui devrait apparaître dans la suite.



1.



2.




3.



4.



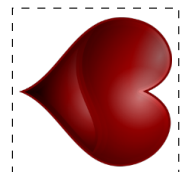

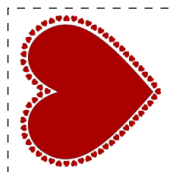
5.



6.



À découper






Images provenant de OpenClipart.org.

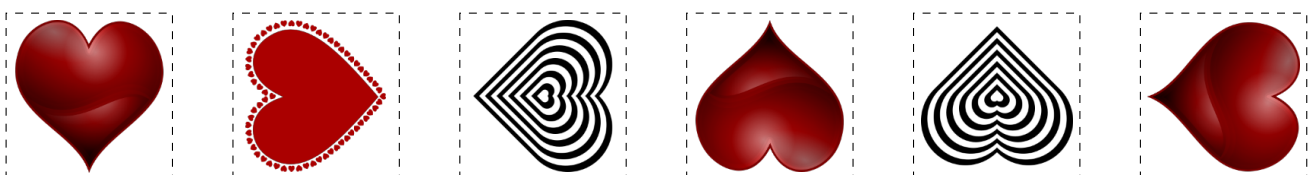
MathsLibres.com vous souhaite une heureuse Saint-Valentin

Motif d'Images de la Saint-Valentin (9) Réponses

Coupez et collez le prochain objet qui devrait apparaître dans la suite.



À découper



Images provenant de OpenClipart.org.

MathsLibres.com vous souhaite une heureuse Saint-Valentin