

Motif d'images de la Saint-Valentin (F)

Coupez et collez le prochain objet qui devrait apparaître dans la suite.





1.








2.



3.




4.



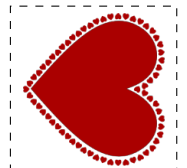
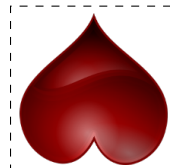

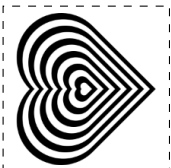
5.



6.



À découper






Images provenant de OpenClipart.org.

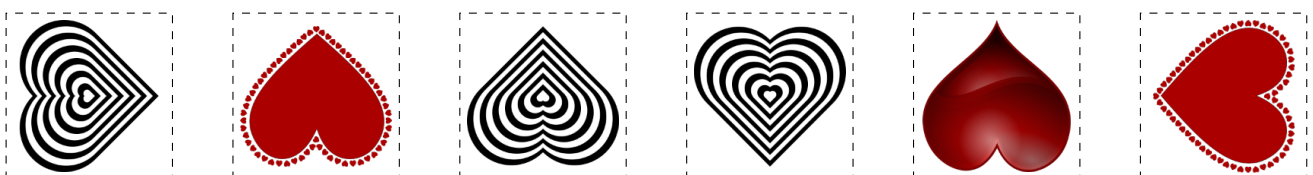
MathsLibres.com vous souhaite une heureuse Saint-Valentin

*Motif d'Images de la Saint-Valentin (F) Réponses*

Coupez et collez le prochain objet qui devrait apparaître dans la suite.



À découper



Images provenant de OpenClipart.org.

*MathsLibres.com vous souhaite une heureuse Saint-Valentin*