











# Pommes et Lombrics (A)

Dessinez le prochain élément de la suite dans le carré vide.








# Pommes et Lombrics (A) Solutions

Dessinez le prochain élément de la suite dans le carré vide.








# Pommes et Lombrics (B)

Dessinez le prochain élément de la suite dans le carré vide.







# Pommes et Lombrics (B) Solutions

Dessinez le prochain élément de la suite dans le carré vide.



# Pommes et Lombrics (C)





Dessinez le prochain élément de la suite dans le carré vide.









# Pommes et Lombrics (C) Solutions

Dessinez le prochain élément de la suite dans le carré vide.







# Pommes et Lombrics (D)

Dessinez le prochain élément de la suite dans le carré vide.



# Pommes et Lombrics (D) Solutions




Dessinez le prochain élément de la suite dans le carré vide.









# Pommes et Lombrics (E)

Dessinez le prochain élément de la suite dans le carré vide.




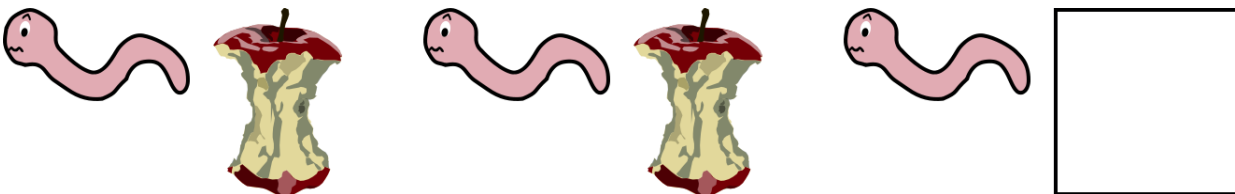



# Pommes et Lombrics (E) Solutions

Dessinez le prochain élément de la suite dans le carré vide.




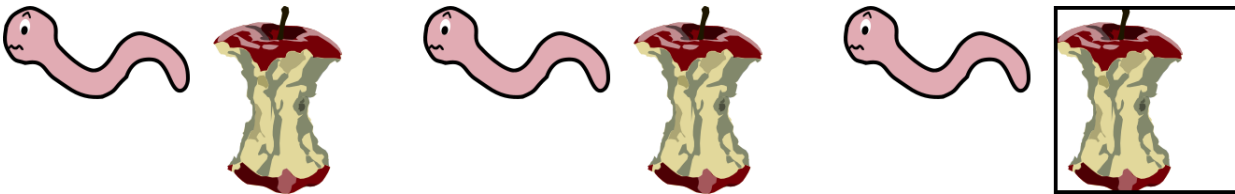



# Pommes et Lombrics (F)

Dessinez le prochain élément de la suite dans le carré vide.







# Pommes et Lombrics (F) Solutions

Dessinez le prochain élément de la suite dans le carré vide.



# Pommes et Lombrics (G)





Dessinez le prochain élément de la suite dans le carré vide.






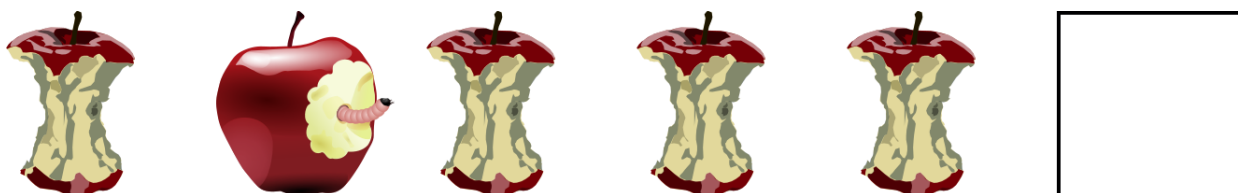


# Pommes et Lombrics (G) Solutions

Dessinez le prochain élément de la suite dans le carré vide.




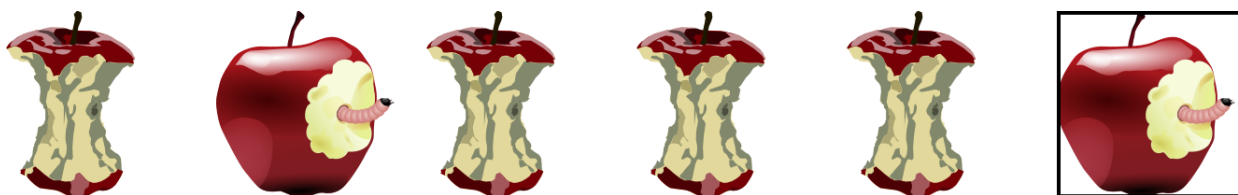


# Pommes et Lombrics (H)

Dessinez le prochain élément de la suite dans le carré vide.



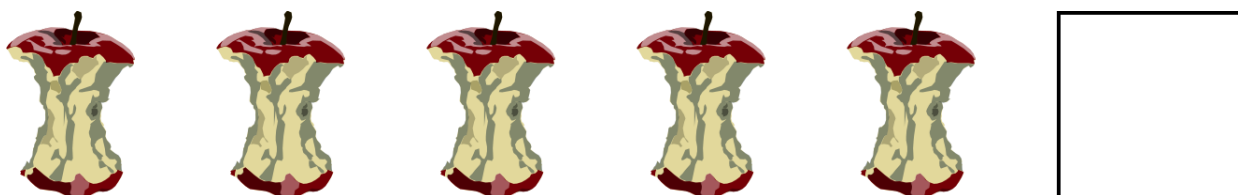


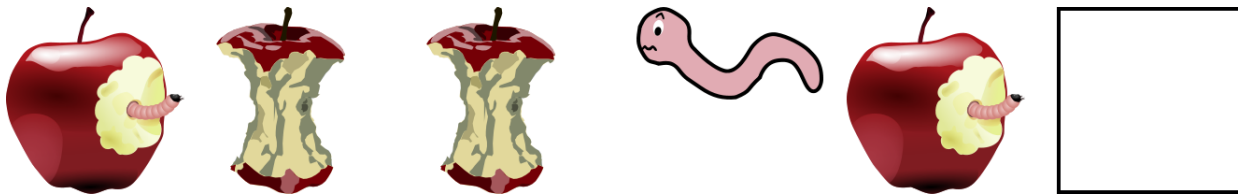

# Pommes et Lombrics (H) Solutions

Dessinez le prochain élément de la suite dans le carré vide.



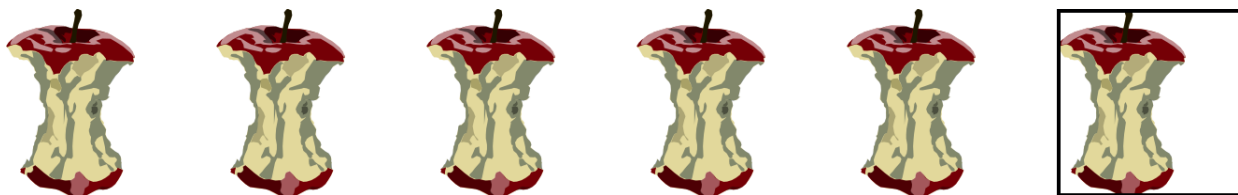


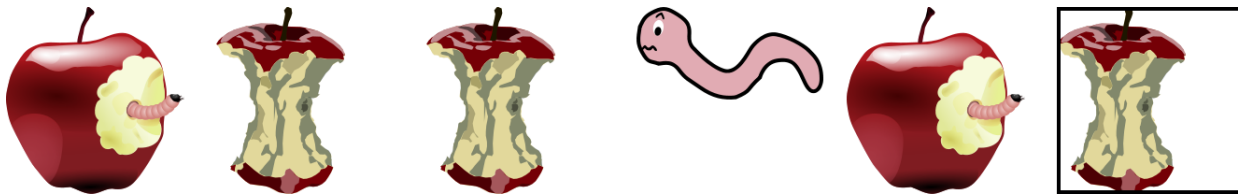

# Pommes et Lombrics (I)

Dessinez le prochain élément de la suite dans le carré vide.



# Pommes et Lombrics (I) Solutions


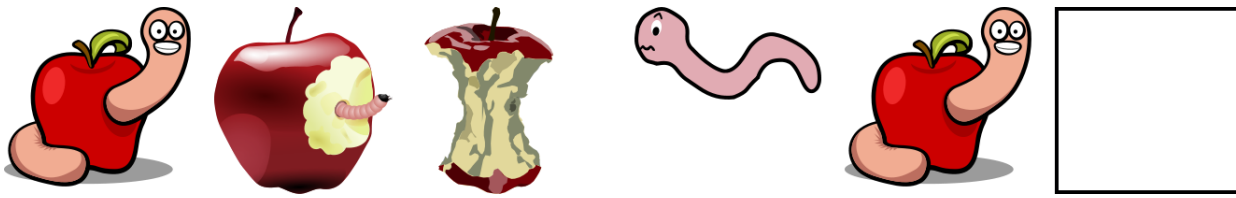


Dessinez le prochain élément de la suite dans le carré vide.





# Pommes et Lombrics (J)

Dessinez le prochain élément de la suite dans le carré vide.



# Pommes et Lombrics (J) Solutions

Dessinez le prochain élément de la suite dans le carré vide.

