


# Pommes et Vers (I)

Coupez et collez le prochain objet qui devrait apparaître dans la suite.

1.




2.




3.




4.




5.



6.



À découper




Images provenates de [openclipart.org](http://openclipart.org)

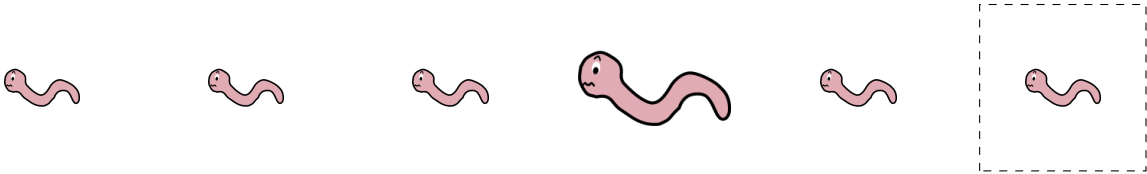
# Pommes et Vers (I) Réponses

Coupez et collez le prochain objet qui devrait apparaître dans la suite.

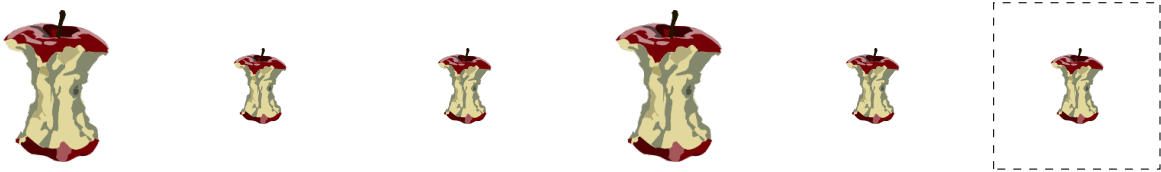
1.




2.




3.




4.




5.



6.



À découper



Images provenates de [openclipart.org](http://openclipart.org)