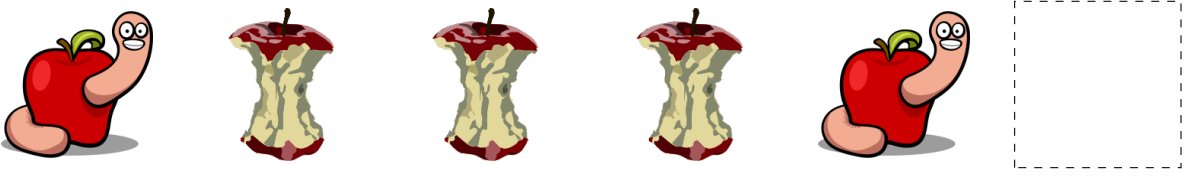

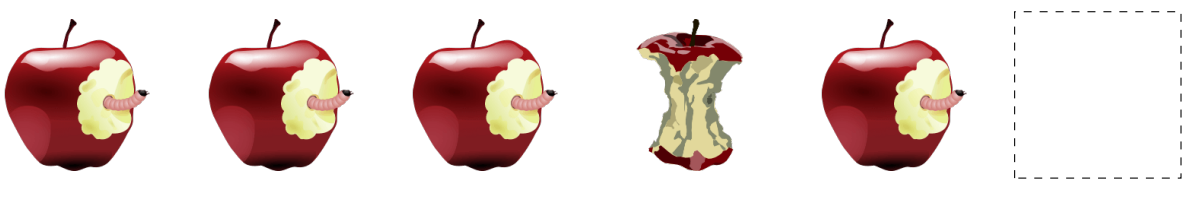



Pommes et Vers (A)


Coupez et collez le prochain objet qui devrait apparaître dans la suite.


1. 

2. 

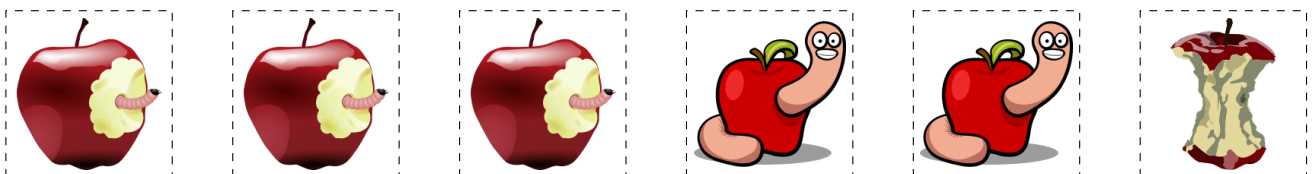
3. 

4. 

5. 

6. 







À découper




Images provenates de openclipart.org

Pommes et Vers (A) Réponses

Coupez et collez le prochain objet qui devrait apparaître dans la suite.









À découper




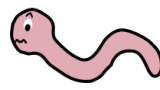




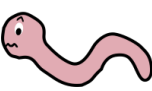


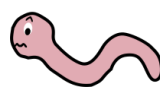


Images provenates de openclipart.org







Pommes et Vers (B)







Coupez et collez le prochain objet qui devrait apparaître dans la suite.







1.      

2.      


3.      

4.      

5.      






6.      

À découper

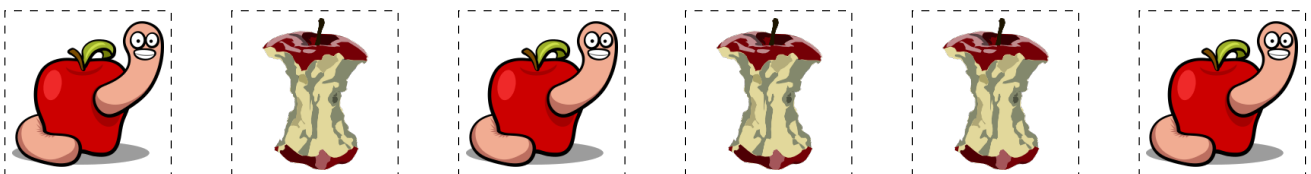


Pommes et Vers (B) Réponses

Coupez et collez le prochain objet qui devrait apparaître dans la suite.









À découper















Images provenates de openclipart.org







Pommes et Vers (C)







Coupez et collez le prochain objet qui devrait apparaître dans la suite.







1.      

2.      

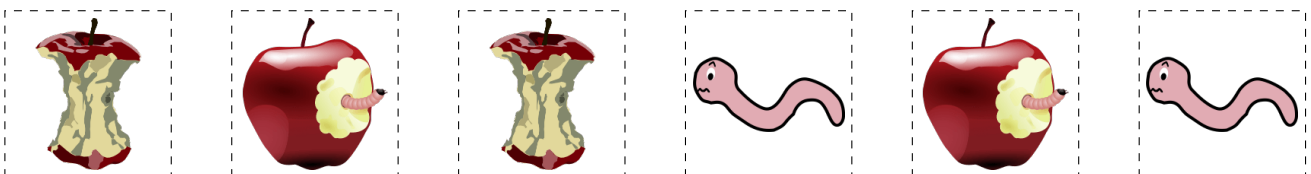
3.      

4.      

5.      







6.      

À découper

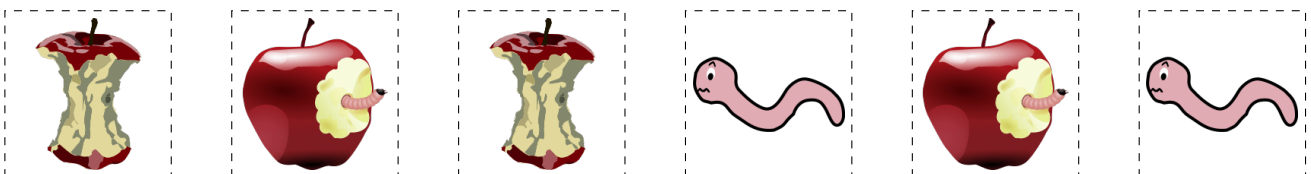


Pommes et Vers (C) Réponses

Coupez et collez le prochain objet qui devrait apparaître dans la suite.









À découper


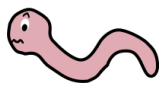


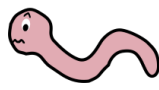









Images provenates de openclipart.org

Pommes et Vers (D)







Coupez et collez le prochain objet qui devrait apparaître dans la suite.

1.      

2.      

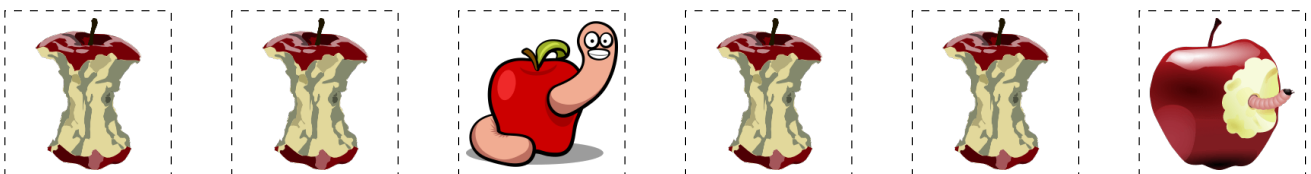
3.      

4.      

5.      

6.      






À découper




Images provenates de openclipart.org

Pommes et Vers (D) Réponses

Coupez et collez le prochain objet qui devrait apparaître dans la suite.



À découper




Images provenates de openclipart.org


Pommes et Vers (E)

Coupez et collez le prochain objet qui devrait apparaître dans la suite.


1.




2.




3.





4.






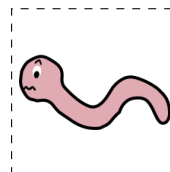


5.



6.




À découper




Pommes et Vers (E) Réponses

Coupez et collez le prochain objet qui devrait apparaître dans la suite.

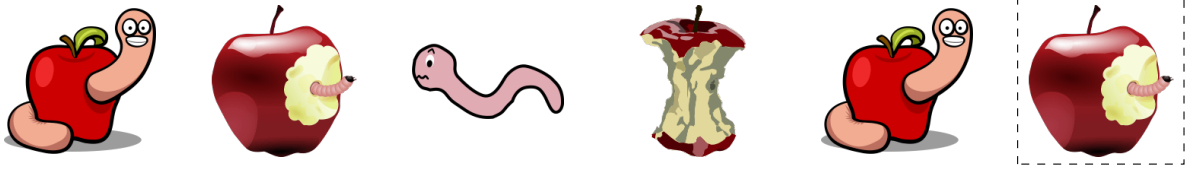
1.




2.




3.




4.



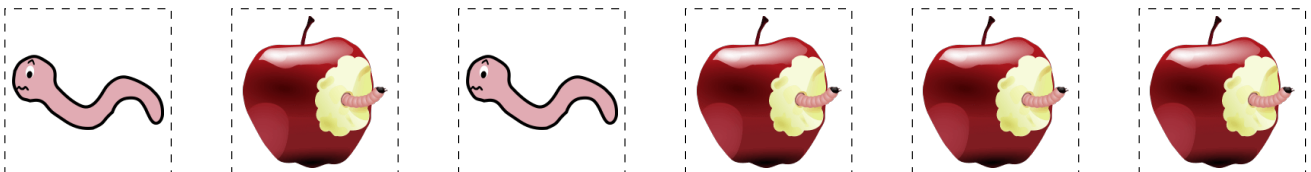
5.



6.



À découper




Images provenates de openclipart.org


Pommes et Vers (F)

Coupez et coller le prochain objet qui devrait apparaître dans la suite.

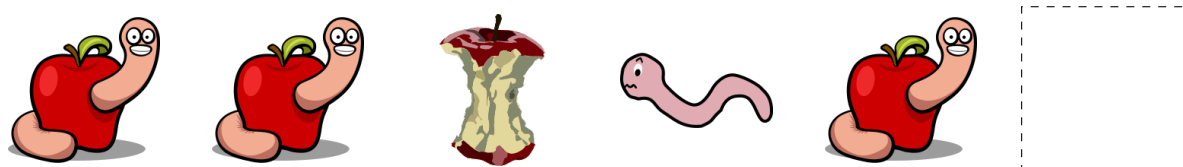
1.



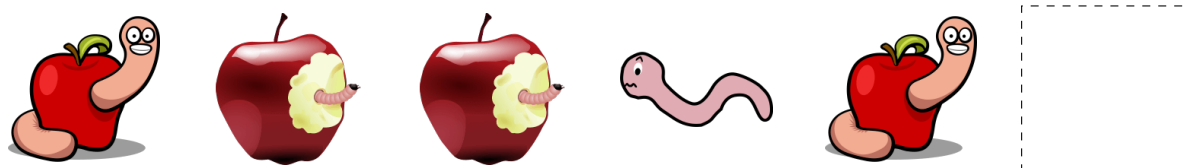
2.



3.



4.




5.



6.



À découper




Images provenates de openclipart.org


Pommes et Vers (F) Réponses

Coupez et collez le prochain objet qui devrait apparaître dans la suite.

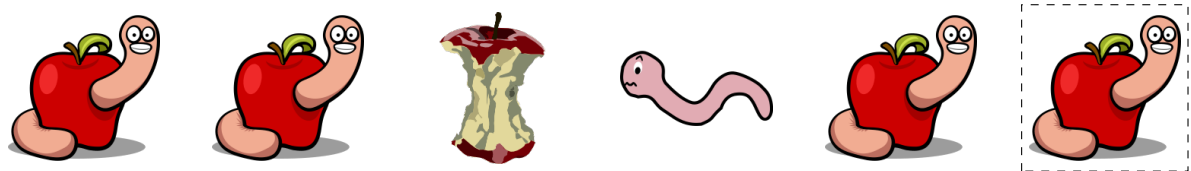
1.




2.




3.



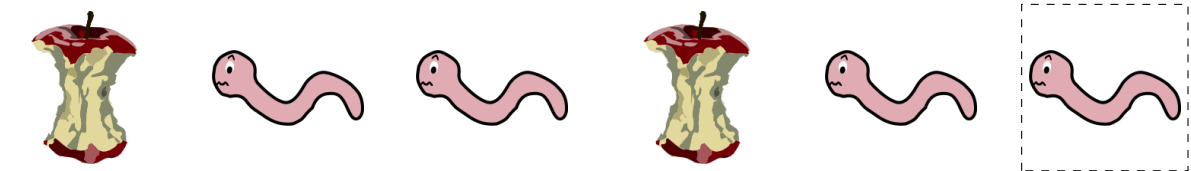
4.



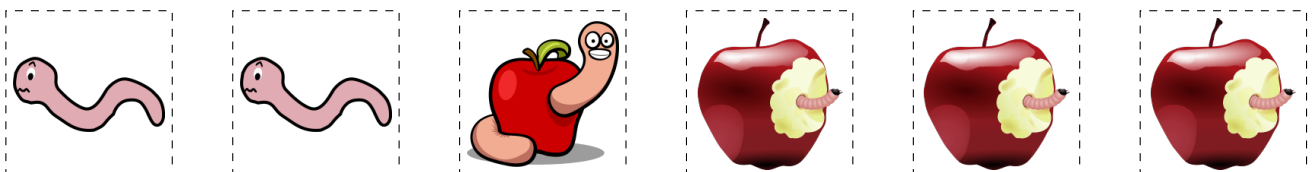
5.



6.



À découper




Images provenates de openclipart.org

Pommes et Vers (G)

Coupez et collez le prochain objet qui devrait apparaître dans la suite.

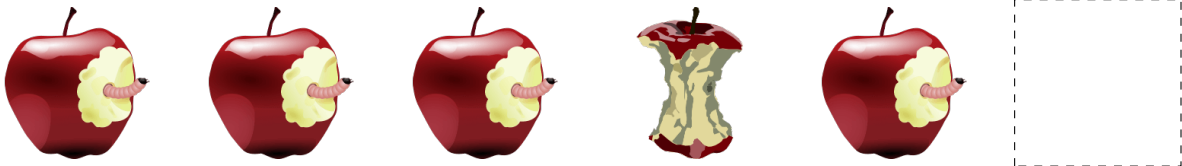
1.



2.




3.



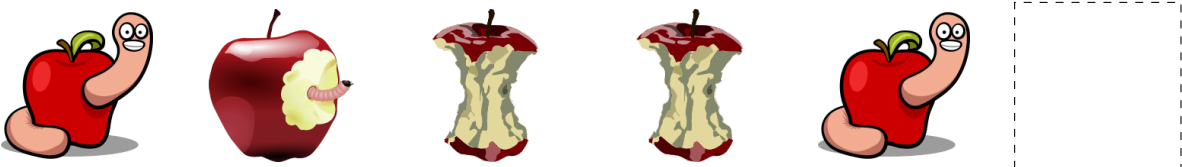
4.



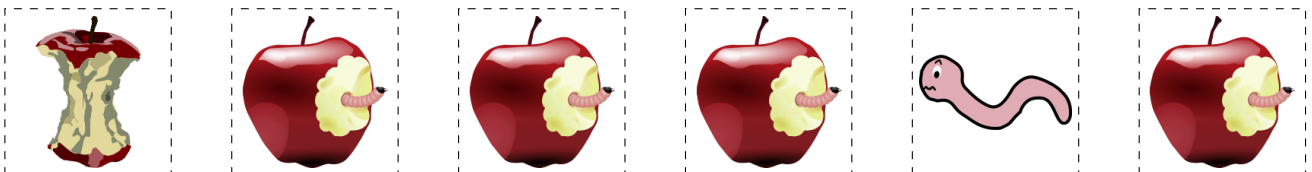
5.



6.








À découper



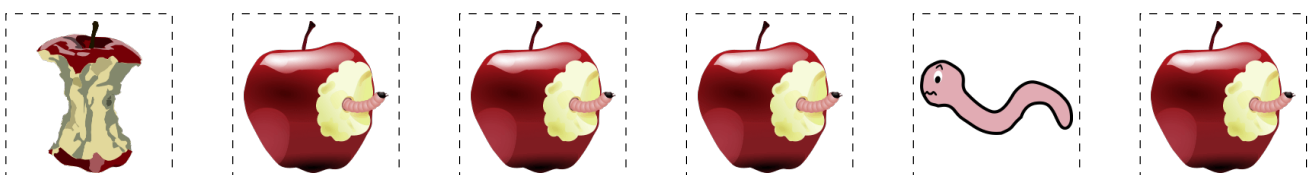
Images provenates de openclipart.org

Pommes et Vers (G) Réponses

Coupez et collez le prochain objet qui devrait apparaître dans la suite.









À découper















Images provenates de openclipart.org







Pommes et Vers (H)

Coupez et coller le prochain objet qui devrait apparaître dans la suite.







1.      

2.      

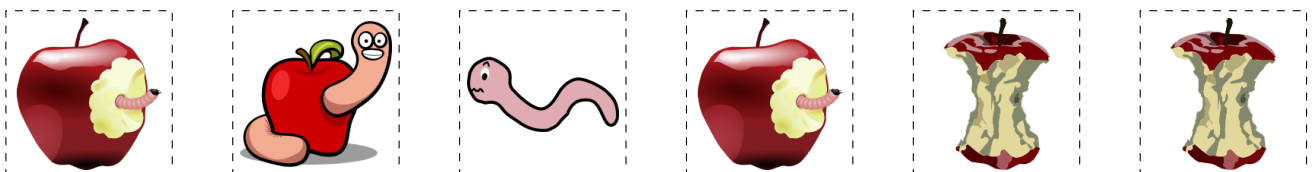
3.      

4.      

5.      

6.      







À découper



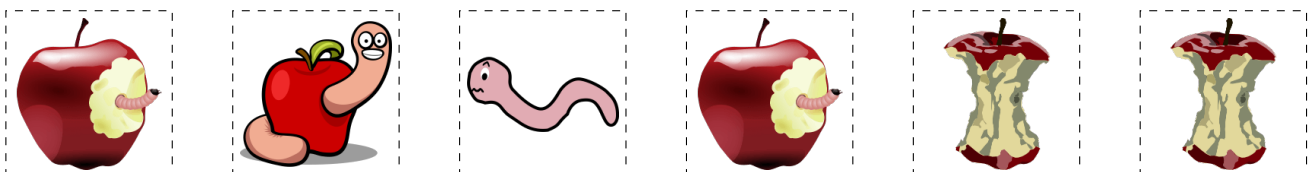
Images provenates de openclipart.org

Pommes et Vers (H) Réponses

Coupez et collez le prochain objet qui devrait apparaître dans la suite.



À découper

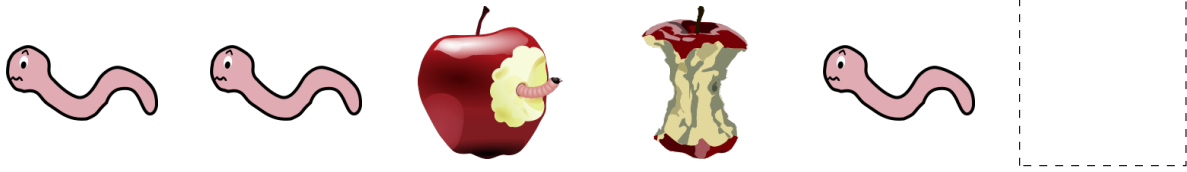


Images provenates de openclipart.org


Pommes et Vers (I)

Coupez et collez le prochain objet qui devrait apparaître dans la suite.

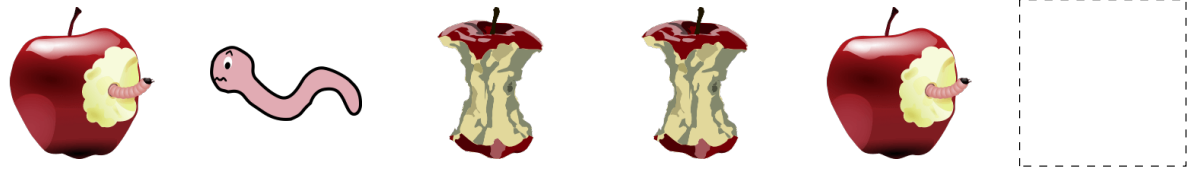
1.




2.




3.



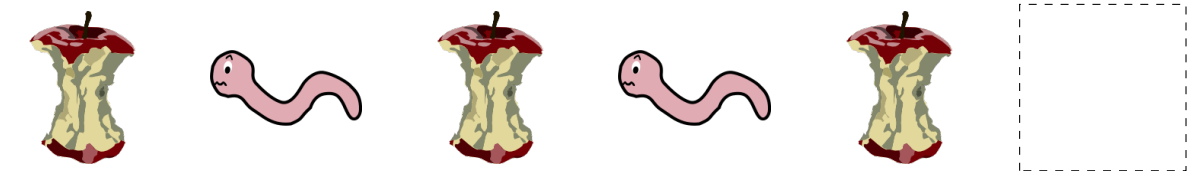
4.



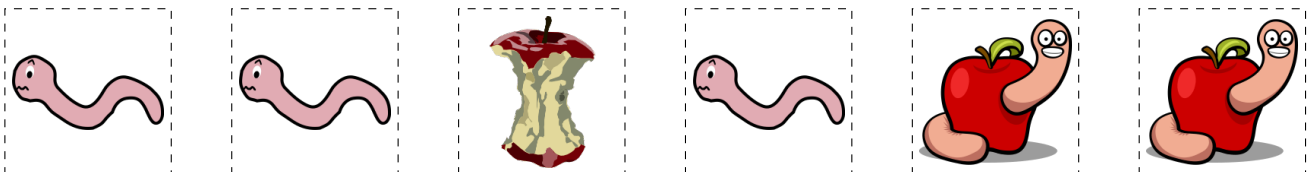
5.



6.



À découper

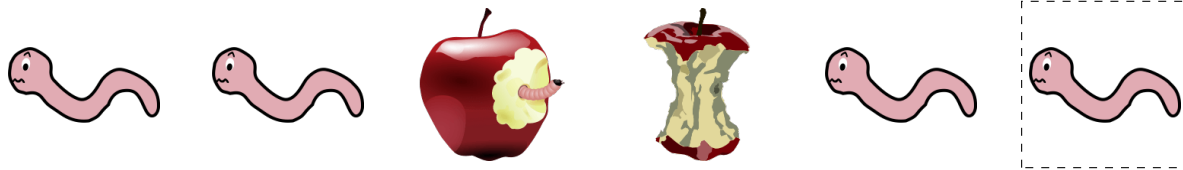


Images provenates de openclipart.org


Pommes et Vers (I) Réponses

Coupez et collez le prochain objet qui devrait apparaître dans la suite.

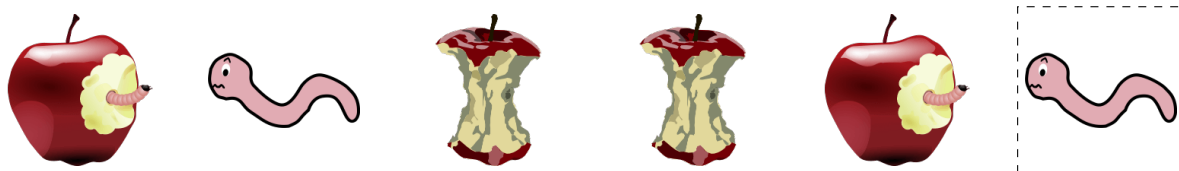
1.




2.




3.



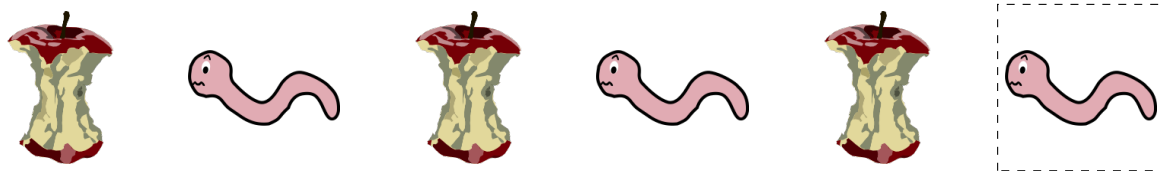
4.



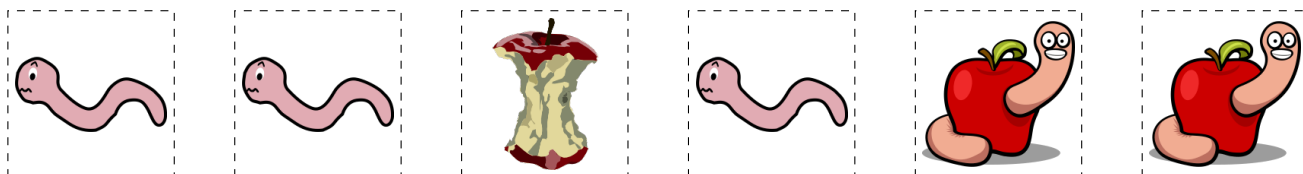
5.



6.



À découper




Images provenates de openclipart.org

MathsLibres.com


Pommes et Vers (J)

Coupez et collez le prochain objet qui devrait apparaître dans la suite.


1.



2.




3.





4.



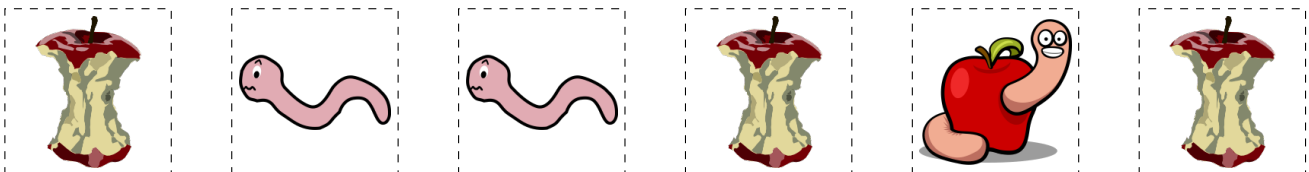
5.



6.



À découper

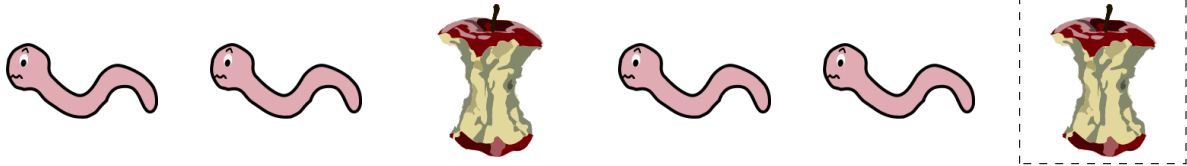


Images provenates de openclipart.org


Pommes et Vers (J) Réponses

Coupez et collez le prochain objet qui devrait apparaître dans la suite.


1.



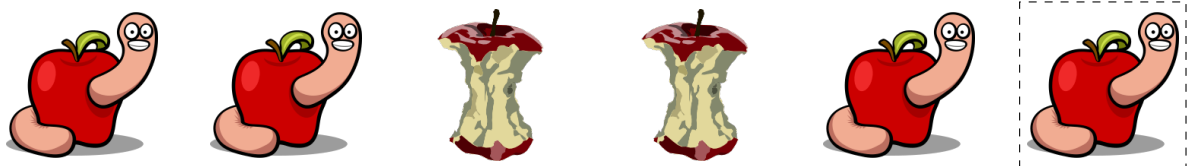
2.




3.




4.



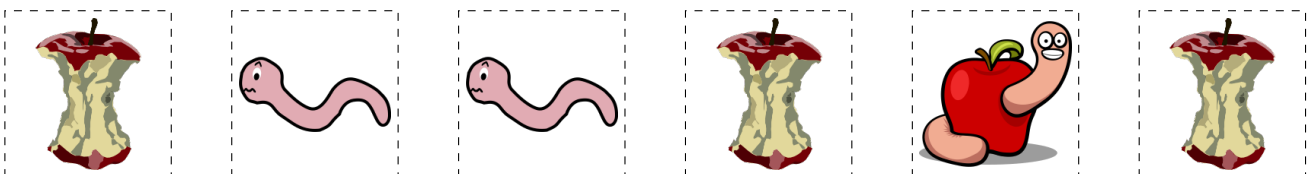
5.



6.



À découper



Images provenates de openclipart.org