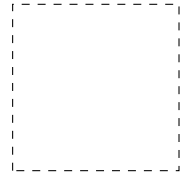


Pommes et Vers (E)

Coupez et collez le prochain objet qui devrait apparaître dans la suite.


1.



2.



3.




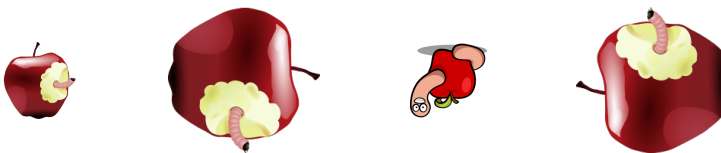
4.



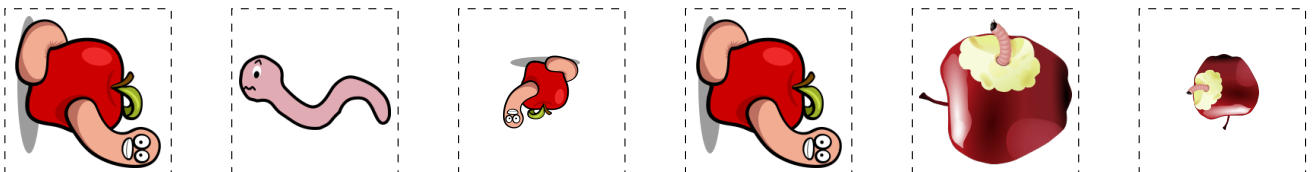
5.



6.



À découper



Images provenates de openclipart.org

MathsLibres.com