



Pommes et Vers (G)

Coupez et collez le prochain objet qui devrait apparaître dans la suite.

1.




2.




3.




4.



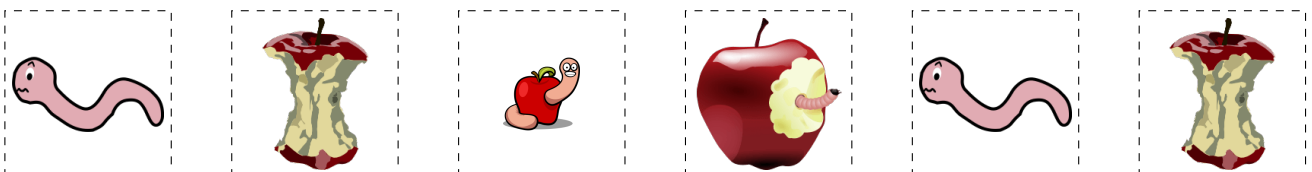
5.



6.



À découper




Images provenates de openclipart.org

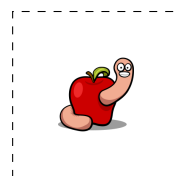

Pommes et Vers (G) Réponses

Coupez et collez le prochain objet qui devrait apparaître dans la suite.

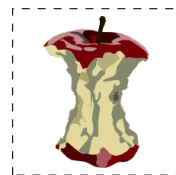
1.




2.



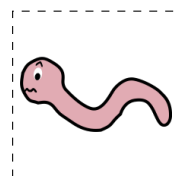
3.




4.



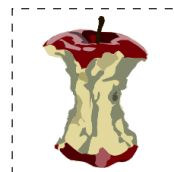





5.



6.



À découper



Images provenates de openclipart.org