

























# Pommes et Vers (B)







Coupez et collez le prochain objet qui devrait apparaître dans la suite.







1.      

2.      

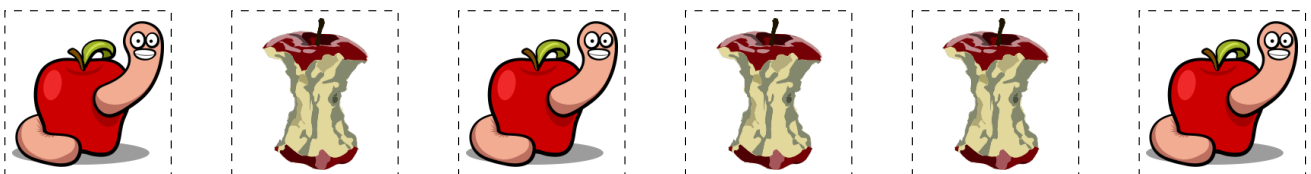
3.      

4.      

5.      

6.      

À découper



Images provenates de [openclipart.org](http://openclipart.org)