




# Fruits (J)

Coupez et coller le prochain objet qui devrait apparaitre dans la suite.

1.



2.



3.





4.



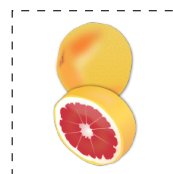

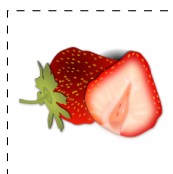

5.



6.



À découper



Images provenates de openclipart.org

MathsLibres.com


## Fruits (J) Réponses

Coupez et coller le prochain objet qui devrait apparaitre dans la suite.


1.



2.



3.





4.



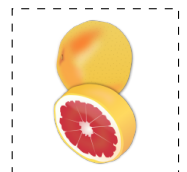



5.



6.



À découper



Images provenates de openclipart.org

MathsLibres.com