





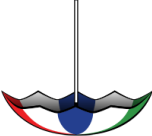

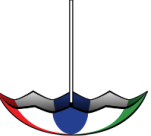

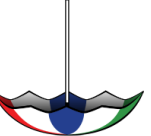















# Patrons d'Été (A)

Coupez et collez le prochain objet qui devrait apparaître dans la suite.

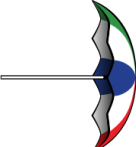



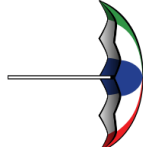

1.      

2.      


3.      

4.      

5.      

6.      


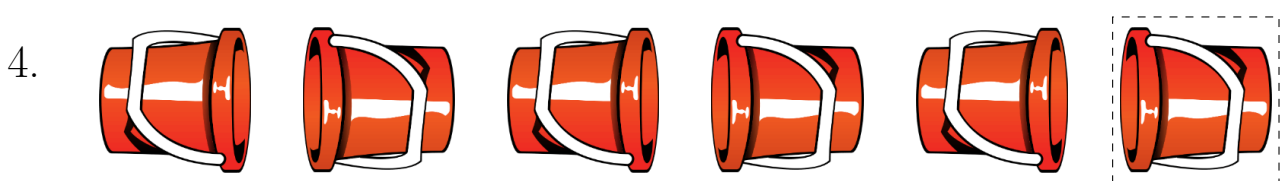



À découper




Images provenates de [openclipart.org](http://openclipart.org)

# Patrons d'Été (A) Réponses

Coupez et collez le prochain objet qui devrait apparaître dans la suite.



À découper



Images provenates de [openclipart.org](http://openclipart.org)