
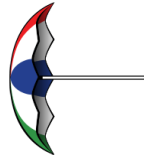



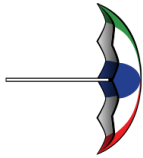
Patrons d'Été (E)

Coupez et collez le prochain objet qui devrait apparaître dans la suite.

1.



2.



3.




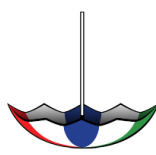
4.



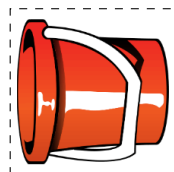
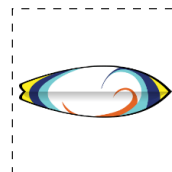

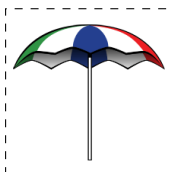
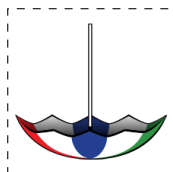
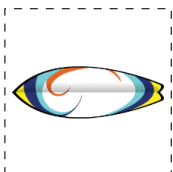
5.



6.



À découper

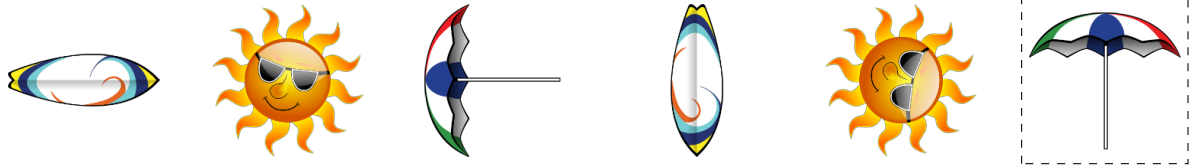


Images provenates de openclipart.org


Patrons d'Été (E) Réponses

Coupez et collez le prochain objet qui devrait apparaître dans la suite.


1.




2.




3.




4.



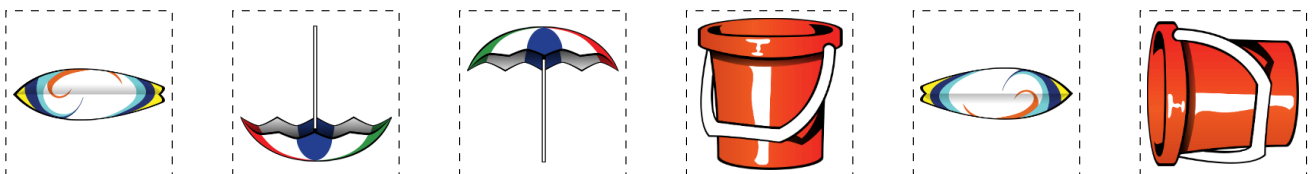
5.



6.



À découper



Images provenates de openclipart.org