Feuilles d'Automne (E)

Coupez et coller le prochain object qui devrait apparaitre dans la suite.

1.

2.

3. 

4.

5. 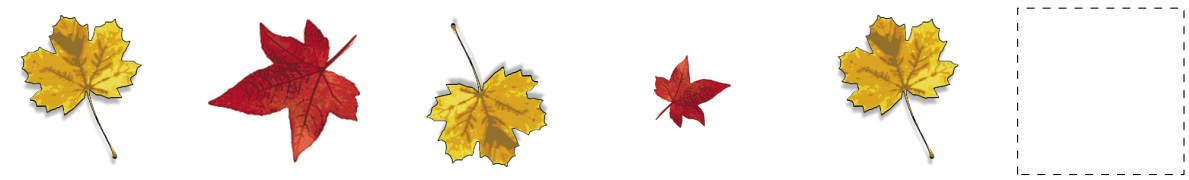

6. 

À découper



Images provenates de openclipart.org