

# SOUSTRACTION DE PÂQUES (A)

Suivez le Lapin de Pâques jusqu'à son panier. Calculez chaque réponse tout au long du trajectoire.



$$\begin{array}{r} 62 \\ - 39 \\ \hline \square \end{array} \longrightarrow \begin{array}{r} 39 \\ - 3 \\ \hline \square \end{array} \longrightarrow \begin{array}{r} 15 \\ - 9 \\ \hline \square \end{array}$$

$$\begin{array}{r} 49 \\ - 5 \\ \hline \square \end{array} \longleftarrow \begin{array}{r} 57 \\ - 48 \\ \hline \square \end{array} \longleftarrow \begin{array}{r} 87 \\ - 39 \\ \hline \square \end{array} \longleftarrow \begin{array}{r} 86 \\ - 47 \\ \hline \square \end{array}$$

$$\begin{array}{r} 66 \\ - 43 \\ \hline \square \end{array} \longrightarrow \begin{array}{r} 57 \\ - 29 \\ \hline \square \end{array} \longrightarrow \begin{array}{r} 21 \\ - 2 \\ \hline \square \end{array} \longrightarrow \begin{array}{r} 87 \\ - 45 \\ \hline \square \end{array}$$

$$\begin{array}{r} 77 \\ - 48 \\ \hline \square \end{array} \longleftarrow \begin{array}{r} 45 \\ - 21 \\ \hline \square \end{array} \longleftarrow \begin{array}{r} 63 \\ - 16 \\ \hline \square \end{array} \longleftarrow \begin{array}{r} 70 \\ - 21 \\ \hline \square \end{array}$$

$$\begin{array}{r} 56 \\ - 19 \\ \hline \square \end{array} \longrightarrow \begin{array}{r} 79 \\ - 36 \\ \hline \square \end{array} \longrightarrow \begin{array}{r} 32 \\ - 5 \\ \hline \square \end{array} \longrightarrow \begin{array}{r} 84 \\ - 44 \\ \hline \square \end{array}$$

$$\begin{array}{r} 41 \\ - 4 \\ \hline \square \end{array} \longleftarrow \begin{array}{r} 54 \\ - 14 \\ \hline \square \end{array} \longleftarrow \begin{array}{r} 72 \\ - 44 \\ \hline \square \end{array} \longleftarrow \begin{array}{r} 48 \\ - 20 \\ \hline \square \end{array}$$

$$\begin{array}{r} 71 \\ - 46 \\ \hline \square \end{array} \longrightarrow \begin{array}{r} 71 \\ - 49 \\ \hline \square \end{array}$$



Vous l'avez fait!  
Résultats: \_\_\_\_ sur 25

# SOUSTRACTION DE PÂQUES (A) RÉPONSES

Suivez le Lapin de Pâques jusqu'à son panier. Calculez chaque réponse tout au long du trajectoire.



$$\begin{array}{r} 62 \\ - 39 \\ \hline \end{array}$$

23

$$\begin{array}{r} 39 \\ - 3 \\ \hline \end{array}$$

36

$$\begin{array}{r} 15 \\ - 9 \\ \hline \end{array}$$

6

$$\begin{array}{r} 49 \\ - 5 \\ \hline \end{array}$$

44

$$\begin{array}{r} 57 \\ - 48 \\ \hline \end{array}$$

9

$$\begin{array}{r} 87 \\ - 39 \\ \hline \end{array}$$

48

$$\begin{array}{r} 86 \\ - 47 \\ \hline \end{array}$$

39

$$\begin{array}{r} 66 \\ - 43 \\ \hline \end{array}$$

23

$$\begin{array}{r} 57 \\ - 29 \\ \hline \end{array}$$

28

$$\begin{array}{r} 21 \\ - 2 \\ \hline \end{array}$$

19

$$\begin{array}{r} 87 \\ - 45 \\ \hline \end{array}$$

42

$$\begin{array}{r} 77 \\ - 48 \\ \hline \end{array}$$

29

$$\begin{array}{r} 45 \\ - 21 \\ \hline \end{array}$$

24

$$\begin{array}{r} 63 \\ - 16 \\ \hline \end{array}$$

47

$$\begin{array}{r} 70 \\ - 21 \\ \hline \end{array}$$

49

$$\begin{array}{r} 56 \\ - 19 \\ \hline \end{array}$$

37

$$\begin{array}{r} 79 \\ - 36 \\ \hline \end{array}$$

43

$$\begin{array}{r} 32 \\ - 5 \\ \hline \end{array}$$

27

$$\begin{array}{r} 84 \\ - 44 \\ \hline \end{array}$$

40

$$\begin{array}{r} 41 \\ - 4 \\ \hline \end{array}$$

37

$$\begin{array}{r} 54 \\ - 14 \\ \hline \end{array}$$

40

$$\begin{array}{r} 72 \\ - 44 \\ \hline \end{array}$$

28

$$\begin{array}{r} 48 \\ - 20 \\ \hline \end{array}$$

28

$$\begin{array}{r} 71 \\ - 46 \\ \hline \end{array}$$

25

$$\begin{array}{r} 71 \\ - 49 \\ \hline \end{array}$$


22



Vous l'avez fait!  
Résultats: \_\_\_\_ sur 25

# SOUSTRACTION DE PÂQUES (B)

Suivez le Lapin de Pâques jusqu'à son panier. Calculez chaque réponse tout au long du trajectoire.



$$\begin{array}{r} 43 \\ - 42 \\ \hline \square \end{array}$$

$$\begin{array}{r} 89 \\ - 49 \\ \hline \square \end{array}$$

$$\begin{array}{r} 36 \\ - 9 \\ \hline \square \end{array}$$

$$\begin{array}{r} 16 \\ - 1 \\ \hline \square \end{array}$$

$$\begin{array}{r} 12 \\ - 3 \\ \hline \square \end{array}$$

$$\begin{array}{r} 28 \\ - 15 \\ \hline \square \end{array}$$

$$\begin{array}{r} 44 \\ - 35 \\ \hline \square \end{array}$$

$$\begin{array}{r} 71 \\ - 34 \\ \hline \square \end{array}$$

$$\begin{array}{r} 68 \\ - 31 \\ \hline \square \end{array}$$

$$\begin{array}{r} 67 \\ - 21 \\ \hline \square \end{array}$$

$$\begin{array}{r} 80 \\ - 31 \\ \hline \square \end{array}$$

$$\begin{array}{r} 52 \\ - 47 \\ \hline \square \end{array}$$

$$\begin{array}{r} 47 \\ - 38 \\ \hline \square \end{array}$$

$$\begin{array}{r} 39 \\ - 18 \\ \hline \square \end{array}$$

$$\begin{array}{r} 53 \\ - 28 \\ \hline \square \end{array}$$

$$\begin{array}{r} 41 \\ - 5 \\ \hline \square \end{array}$$

$$\begin{array}{r} 54 \\ - 42 \\ \hline \square \end{array}$$

$$\begin{array}{r} 64 \\ - 45 \\ \hline \square \end{array}$$

$$\begin{array}{r} 87 \\ - 45 \\ \hline \square \end{array}$$

$$\begin{array}{r} 41 \\ - 10 \\ \hline \square \end{array}$$

$$\begin{array}{r} 49 \\ - 40 \\ \hline \square \end{array}$$

$$\begin{array}{r} 70 \\ - 45 \\ \hline \square \end{array}$$

$$\begin{array}{r} 90 \\ - 42 \\ \hline \square \end{array}$$

$$\begin{array}{r} 18 \\ - 4 \\ \hline \square \end{array}$$


$$\begin{array}{r} 13 \\ - 1 \\ \hline \square \end{array}$$



Vous l'avez fait!  
Résultats: \_\_\_ sur 25

# SOUSTRACTION DE PÂQUES (B) RÉPONSES

Suivez le Lapin de Pâques jusqu'à son panier. Calculez chaque réponse tout au long du trajectoire.



$$\begin{array}{r} 43 \\ - 42 \\ \hline \end{array}$$

1

$$\begin{array}{r} 89 \\ - 49 \\ \hline \end{array}$$

40

$$\begin{array}{r} 36 \\ - 9 \\ \hline \end{array}$$

27

$$\begin{array}{r} 16 \\ - 1 \\ \hline \end{array}$$

15

$$\begin{array}{r} 12 \\ - 3 \\ \hline \end{array}$$

9

$$\begin{array}{r} 28 \\ - 15 \\ \hline \end{array}$$

13

$$\begin{array}{r} 44 \\ - 35 \\ \hline \end{array}$$

9

$$\begin{array}{r} 71 \\ - 34 \\ \hline \end{array}$$

37

$$\begin{array}{r} 68 \\ - 31 \\ \hline \end{array}$$

37

$$\begin{array}{r} 67 \\ - 21 \\ \hline \end{array}$$

46

$$\begin{array}{r} 80 \\ - 31 \\ \hline \end{array}$$

49

$$\begin{array}{r} 52 \\ - 47 \\ \hline \end{array}$$

5

$$\begin{array}{r} 47 \\ - 38 \\ \hline \end{array}$$

9

$$\begin{array}{r} 39 \\ - 18 \\ \hline \end{array}$$

21

$$\begin{array}{r} 53 \\ - 28 \\ \hline \end{array}$$

25

$$\begin{array}{r} 41 \\ - 5 \\ \hline \end{array}$$

36

$$\begin{array}{r} 54 \\ - 42 \\ \hline \end{array}$$

12

$$\begin{array}{r} 64 \\ - 45 \\ \hline \end{array}$$

19

$$\begin{array}{r} 87 \\ - 45 \\ \hline \end{array}$$

42

$$\begin{array}{r} 41 \\ - 10 \\ \hline \end{array}$$

31

$$\begin{array}{r} 49 \\ - 40 \\ \hline \end{array}$$

9

$$\begin{array}{r} 70 \\ - 45 \\ \hline \end{array}$$

25

$$\begin{array}{r} 90 \\ - 42 \\ \hline \end{array}$$

48

$$\begin{array}{r} 18 \\ - 4 \\ \hline \end{array}$$

14

$$\begin{array}{r} 13 \\ - 1 \\ \hline \end{array}$$

12



Vous l'avez fait!  
Résultats: \_\_\_ sur 25

# SOUSTRACTION DE PÂQUES (C)

Suivez le Lapin de Pâques jusqu'à son panier. Calculez chaque réponse tout au long du trajectoire.



$$\begin{array}{r} 51 \\ - 37 \\ \hline \end{array}$$

$$\begin{array}{r} 55 \\ - 8 \\ \hline \end{array}$$

$$\begin{array}{r} 65 \\ - 26 \\ \hline \end{array}$$

$$\begin{array}{r} 41 \\ - 12 \\ \hline \end{array}$$

$$\begin{array}{r} 39 \\ - 23 \\ \hline \end{array}$$

$$\begin{array}{r} 82 \\ - 38 \\ \hline \end{array}$$

$$\begin{array}{r} 57 \\ - 33 \\ \hline \end{array}$$

$$\begin{array}{r} 12 \\ - 3 \\ \hline \end{array}$$

$$\begin{array}{r} 48 \\ - 17 \\ \hline \end{array}$$

$$\begin{array}{r} 49 \\ - 1 \\ \hline \end{array}$$

$$\begin{array}{r} 49 \\ - 32 \\ \hline \end{array}$$

$$\begin{array}{r} 43 \\ - 14 \\ \hline \end{array}$$

$$\begin{array}{r} 64 \\ - 42 \\ \hline \end{array}$$

$$\begin{array}{r} 20 \\ - 18 \\ \hline \end{array}$$

$$\begin{array}{r} 22 \\ - 16 \\ \hline \end{array}$$

$$\begin{array}{r} 87 \\ - 49 \\ \hline \end{array}$$

$$\begin{array}{r} 52 \\ - 32 \\ \hline \end{array}$$

$$\begin{array}{r} 47 \\ - 21 \\ \hline \end{array}$$

$$\begin{array}{r} 30 \\ - 18 \\ \hline \end{array}$$

$$\begin{array}{r} 50 \\ - 20 \\ \hline \end{array}$$

$$\begin{array}{r} 36 \\ - 30 \\ \hline \end{array}$$

$$\begin{array}{r} 34 \\ - 2 \\ \hline \end{array}$$

$$\begin{array}{r} 52 \\ - 33 \\ \hline \end{array}$$

$$\begin{array}{r} 43 \\ - 36 \\ \hline \end{array}$$

$$\begin{array}{r} 48 \\ - 32 \\ \hline \end{array}$$



Vous l'avez fait!  
Résultats: \_\_\_ sur 25

# SOUSTRACTION DE PÂQUES (C) RÉPONSES

Suivez le Lapin de Pâques jusqu'à son panier. Calculez chaque réponse tout au long du trajectoire.



$$\begin{array}{r} 51 \\ - 37 \\ \hline \end{array}$$

14

$$\begin{array}{r} 55 \\ - 8 \\ \hline \end{array}$$

47

$$\begin{array}{r} 65 \\ - 26 \\ \hline \end{array}$$

39

$$\begin{array}{r} 41 \\ - 12 \\ \hline \end{array}$$

29

$$\begin{array}{r} 39 \\ - 23 \\ \hline \end{array}$$

16

$$\begin{array}{r} 82 \\ - 38 \\ \hline \end{array}$$

44

$$\begin{array}{r} 57 \\ - 33 \\ \hline \end{array}$$

24

$$\begin{array}{r} 12 \\ - 3 \\ \hline \end{array}$$

9

$$\begin{array}{r} 48 \\ - 17 \\ \hline \end{array}$$

31

$$\begin{array}{r} 49 \\ - 1 \\ \hline \end{array}$$

48

$$\begin{array}{r} 49 \\ - 32 \\ \hline \end{array}$$

17

$$\begin{array}{r} 43 \\ - 14 \\ \hline \end{array}$$

29

$$\begin{array}{r} 64 \\ - 42 \\ \hline \end{array}$$

22

$$\begin{array}{r} 20 \\ - 18 \\ \hline \end{array}$$

2

$$\begin{array}{r} 22 \\ - 16 \\ \hline \end{array}$$

6

$$\begin{array}{r} 87 \\ - 49 \\ \hline \end{array}$$

38

$$\begin{array}{r} 52 \\ - 32 \\ \hline \end{array}$$

20

$$\begin{array}{r} 47 \\ - 21 \\ \hline \end{array}$$

26

$$\begin{array}{r} 30 \\ - 18 \\ \hline \end{array}$$

12

$$\begin{array}{r} 50 \\ - 20 \\ \hline \end{array}$$

30

$$\begin{array}{r} 36 \\ - 30 \\ \hline \end{array}$$

6

$$\begin{array}{r} 34 \\ - 2 \\ \hline \end{array}$$

32

$$\begin{array}{r} 52 \\ - 33 \\ \hline \end{array}$$

19

$$\begin{array}{r} 43 \\ - 36 \\ \hline \end{array}$$

7

$$\begin{array}{r} 48 \\ - 32 \\ \hline \end{array}$$

16



Vous l'avez fait!  
Résultats: \_\_\_ sur 25

# SOUSTRACTION DE PÂQUES (D)

Suivez le Lapin de Pâques jusqu'à son panier. Calculez chaque réponse tout au long du trajectoire.



$$\begin{array}{r} 54 \\ - 44 \\ \hline \square \end{array} \longrightarrow \begin{array}{r} 62 \\ - 21 \\ \hline \square \end{array} \longrightarrow \begin{array}{r} 19 \\ - 10 \\ \hline \square \end{array}$$

$$\begin{array}{r} 80 \\ - 33 \\ \hline \square \end{array} \longleftarrow \begin{array}{r} 66 \\ - 30 \\ \hline \square \end{array} \longleftarrow \begin{array}{r} 17 \\ - 13 \\ \hline \square \end{array} \longleftarrow \begin{array}{r} 80 \\ - 39 \\ \hline \square \end{array}$$

$$\begin{array}{r} 27 \\ - 23 \\ \hline \square \end{array} \longrightarrow \begin{array}{r} 29 \\ - 23 \\ \hline \square \end{array} \longrightarrow \begin{array}{r} 44 \\ - 40 \\ \hline \square \end{array} \longrightarrow \begin{array}{r} 80 \\ - 47 \\ \hline \square \end{array}$$

$$\begin{array}{r} 18 \\ - 6 \\ \hline \square \end{array} \longleftarrow \begin{array}{r} 27 \\ - 17 \\ \hline \square \end{array} \longleftarrow \begin{array}{r} 15 \\ - 10 \\ \hline \square \end{array} \longleftarrow \begin{array}{r} 50 \\ - 39 \\ \hline \square \end{array}$$

$$\begin{array}{r} 71 \\ - 29 \\ \hline \square \end{array} \longrightarrow \begin{array}{r} 22 \\ - 9 \\ \hline \square \end{array} \longrightarrow \begin{array}{r} 33 \\ - 3 \\ \hline \square \end{array} \longrightarrow \begin{array}{r} 70 \\ - 38 \\ \hline \square \end{array}$$

$$\begin{array}{r} 47 \\ - 1 \\ \hline \square \end{array} \longleftarrow \begin{array}{r} 64 \\ - 33 \\ \hline \square \end{array} \longleftarrow \begin{array}{r} 65 \\ - 16 \\ \hline \square \end{array} \longleftarrow \begin{array}{r} 48 \\ - 36 \\ \hline \square \end{array}$$


$$\begin{array}{r} 88 \\ - 40 \\ \hline \square \end{array} \longrightarrow \begin{array}{r} 41 \\ - 24 \\ \hline \square \end{array}$$



Vous l'avez fait!  
Résultats: \_\_\_ sur 25

# SOUSTRACTION DE PÂQUES (D) RÉPONSES

Suivez le Lapin de Pâques jusqu'à son panier. Calculez chaque réponse tout au long du trajectoire.



$$\begin{array}{r} 54 \\ - 44 \\ \hline \end{array}$$
 $\begin{array}{r} 62 \\ - 21 \\ \hline \end{array}$ 
 $\begin{array}{r} 19 \\ - 10 \\ \hline \end{array}$

$\boxed{10}$ 
 $\boxed{41}$ 
 $\boxed{9}$

$$\begin{array}{r} 80 \\ - 33 \\ \hline \end{array}$$
 $\begin{array}{r} 66 \\ - 30 \\ \hline \end{array}$ 
 $\begin{array}{r} 17 \\ - 13 \\ \hline \end{array}$ 
 $\begin{array}{r} 80 \\ - 39 \\ \hline \end{array}$

$\boxed{47}$ 
 $\boxed{36}$ 
 $\boxed{4}$ 
 $\boxed{41}$

$$\begin{array}{r} 27 \\ - 23 \\ \hline \end{array}$$
 $\begin{array}{r} 29 \\ - 23 \\ \hline \end{array}$ 
 $\begin{array}{r} 44 \\ - 40 \\ \hline \end{array}$ 
 $\begin{array}{r} 80 \\ - 47 \\ \hline \end{array}$

$\boxed{4}$ 
 $\boxed{6}$ 
 $\boxed{4}$ 
 $\boxed{33}$

$$\begin{array}{r} 18 \\ - 6 \\ \hline \end{array}$$
 $\begin{array}{r} 27 \\ - 17 \\ \hline \end{array}$ 
 $\begin{array}{r} 15 \\ - 10 \\ \hline \end{array}$ 
 $\begin{array}{r} 50 \\ - 39 \\ \hline \end{array}$

$\boxed{12}$ 
 $\boxed{10}$ 
 $\boxed{5}$ 
 $\boxed{11}$

$$\begin{array}{r} 71 \\ - 29 \\ \hline \end{array}$$
 $\begin{array}{r} 22 \\ - 9 \\ \hline \end{array}$ 
 $\begin{array}{r} 33 \\ - 3 \\ \hline \end{array}$ 
 $\begin{array}{r} 70 \\ - 38 \\ \hline \end{array}$

$\boxed{42}$ 
 $\boxed{13}$ 
 $\boxed{30}$ 
 $\boxed{32}$

$$\begin{array}{r} 47 \\ - 1 \\ \hline \end{array}$$
 $\begin{array}{r} 64 \\ - 33 \\ \hline \end{array}$ 
 $\begin{array}{r} 65 \\ - 16 \\ \hline \end{array}$ 
 $\begin{array}{r} 48 \\ - 36 \\ \hline \end{array}$

$\boxed{46}$ 
 $\boxed{31}$ 
 $\boxed{49}$ 
 $\boxed{12}$

$$\begin{array}{r} 88 \\ - 40 \\ \hline \end{array}$$
 $\begin{array}{r} 41 \\ - 24 \\ \hline \end{array}$

$\boxed{48}$ 
 $\boxed{17}$

Vous l'avez fait!  
 Résultats: \_\_\_ sur 25



# SOUSTRACTION DE PÂQUES (E)

Suivez le Lapin de Pâques jusqu'à son panier. Calculez chaque réponse tout au long du trajectoire.



$$\begin{array}{r} 63 \\ - 46 \\ \hline \end{array} \quad \longrightarrow \quad \begin{array}{r} 30 \\ - 2 \\ \hline \end{array} \quad \longrightarrow \quad \begin{array}{r} 74 \\ - 26 \\ \hline \end{array}$$

$$\begin{array}{r} 54 \\ - 37 \\ \hline \end{array} \quad \longleftarrow \quad \begin{array}{r} 48 \\ - 17 \\ \hline \end{array} \quad \longleftarrow \quad \begin{array}{r} 31 \\ - 12 \\ \hline \end{array} \quad \longleftarrow \quad \begin{array}{r} 89 \\ - 46 \\ \hline \end{array}$$

$$\begin{array}{r} 41 \\ - 16 \\ \hline \end{array} \quad \longrightarrow \quad \begin{array}{r} 50 \\ - 48 \\ \hline \end{array} \quad \longrightarrow \quad \begin{array}{r} 45 \\ - 30 \\ \hline \end{array} \quad \longrightarrow \quad \begin{array}{r} 31 \\ - 4 \\ \hline \end{array}$$

$$\begin{array}{r} 37 \\ - 6 \\ \hline \end{array} \quad \longleftarrow \quad \begin{array}{r} 35 \\ - 9 \\ \hline \end{array} \quad \longleftarrow \quad \begin{array}{r} 45 \\ - 22 \\ \hline \end{array} \quad \longleftarrow \quad \begin{array}{r} 48 \\ - 21 \\ \hline \end{array}$$

$$\begin{array}{r} 62 \\ - 17 \\ \hline \end{array} \quad \longrightarrow \quad \begin{array}{r} 70 \\ - 25 \\ \hline \end{array} \quad \longrightarrow \quad \begin{array}{r} 37 \\ - 6 \\ \hline \end{array} \quad \longrightarrow \quad \begin{array}{r} 49 \\ - 20 \\ \hline \end{array}$$

$$\begin{array}{r} 85 \\ - 40 \\ \hline \end{array} \quad \longleftarrow \quad \begin{array}{r} 52 \\ - 44 \\ \hline \end{array} \quad \longleftarrow \quad \begin{array}{r} 42 \\ - 33 \\ \hline \end{array} \quad \longleftarrow \quad \begin{array}{r} 33 \\ - 22 \\ \hline \end{array}$$

$$\begin{array}{r} 66 \\ - 45 \\ \hline \end{array} \quad \longrightarrow \quad \begin{array}{r} 34 \\ - 21 \\ \hline \end{array} \quad \longrightarrow$$



Vous l'avez fait!  
Résultats: \_\_\_ sur 25

# SOUSTRACTION DE PÂQUES (E) RÉPONSES

Suivez le Lapin de Pâques jusqu'à son panier. Calculez chaque réponse tout au long du trajectoire.



$$\begin{array}{r} 63 \\ - 46 \\ \hline \end{array}$$

17

$$\begin{array}{r} 30 \\ - 2 \\ \hline \end{array}$$

28

$$\begin{array}{r} 74 \\ - 26 \\ \hline \end{array}$$

48

$$\begin{array}{r} 54 \\ - 37 \\ \hline \end{array}$$

17

$$\begin{array}{r} 48 \\ - 17 \\ \hline \end{array}$$

31

$$\begin{array}{r} 31 \\ - 12 \\ \hline \end{array}$$

19

$$\begin{array}{r} 89 \\ - 46 \\ \hline \end{array}$$

43

$$\begin{array}{r} 41 \\ - 16 \\ \hline \end{array}$$

25

$$\begin{array}{r} 50 \\ - 48 \\ \hline \end{array}$$

2

$$\begin{array}{r} 45 \\ - 30 \\ \hline \end{array}$$

15

$$\begin{array}{r} 31 \\ - 4 \\ \hline \end{array}$$

27

$$\begin{array}{r} 37 \\ - 6 \\ \hline \end{array}$$

31

$$\begin{array}{r} 35 \\ - 9 \\ \hline \end{array}$$

26

$$\begin{array}{r} 45 \\ - 22 \\ \hline \end{array}$$

23

$$\begin{array}{r} 48 \\ - 21 \\ \hline \end{array}$$

27

$$\begin{array}{r} 62 \\ - 17 \\ \hline \end{array}$$

45

$$\begin{array}{r} 70 \\ - 25 \\ \hline \end{array}$$

45

$$\begin{array}{r} 37 \\ - 6 \\ \hline \end{array}$$

31

$$\begin{array}{r} 49 \\ - 20 \\ \hline \end{array}$$

29

$$\begin{array}{r} 85 \\ - 40 \\ \hline \end{array}$$

45

$$\begin{array}{r} 52 \\ - 44 \\ \hline \end{array}$$

8

$$\begin{array}{r} 42 \\ - 33 \\ \hline \end{array}$$

9

$$\begin{array}{r} 33 \\ - 22 \\ \hline \end{array}$$

11

$$\begin{array}{r} 66 \\ - 45 \\ \hline \end{array}$$

21

$$\begin{array}{r} 34 \\ - 21 \\ \hline \end{array}$$


13



Vous l'avez fait!  
Résultats: \_\_\_ sur 25

# SOUSTRACTION DE PÂQUES (F)

Suivez le Lapin de Pâques jusqu'à son panier. Calculez chaque réponse tout au long du trajectoire.



$$\begin{array}{r} 56 \\ - 25 \\ \hline \square \end{array} \rightarrow \begin{array}{r} 59 \\ - 45 \\ \hline \square \end{array} \rightarrow \begin{array}{r} 22 \\ - 15 \\ \hline \square \end{array}$$

$$\begin{array}{r} 65 \\ - 29 \\ \hline \square \end{array} \leftarrow \begin{array}{r} 39 \\ - 20 \\ \hline \square \end{array} \leftarrow \begin{array}{r} 30 \\ - 10 \\ \hline \square \end{array} \leftarrow \begin{array}{r} 59 \\ - 34 \\ \hline \square \end{array}$$

$$\begin{array}{r} 59 \\ - 11 \\ \hline \square \end{array} \rightarrow \begin{array}{r} 37 \\ - 20 \\ \hline \square \end{array} \rightarrow \begin{array}{r} 46 \\ - 28 \\ \hline \square \end{array} \rightarrow \begin{array}{r} 28 \\ - 3 \\ \hline \square \end{array}$$

$$\begin{array}{r} 48 \\ - 44 \\ \hline \square \end{array} \leftarrow \begin{array}{r} 42 \\ - 39 \\ \hline \square \end{array} \leftarrow \begin{array}{r} 89 \\ - 44 \\ \hline \square \end{array} \leftarrow \begin{array}{r} 55 \\ - 45 \\ \hline \square \end{array}$$

$$\begin{array}{r} 45 \\ - 12 \\ \hline \square \end{array} \rightarrow \begin{array}{r} 56 \\ - 10 \\ \hline \square \end{array} \rightarrow \begin{array}{r} 19 \\ - 3 \\ \hline \square \end{array} \rightarrow \begin{array}{r} 25 \\ - 16 \\ \hline \square \end{array}$$

$$\begin{array}{r} 55 \\ - 12 \\ \hline \square \end{array} \leftarrow \begin{array}{r} 79 \\ - 47 \\ \hline \square \end{array} \leftarrow \begin{array}{r} 52 \\ - 15 \\ \hline \square \end{array} \leftarrow \begin{array}{r} 73 \\ - 31 \\ \hline \square \end{array}$$


$$\begin{array}{r} 64 \\ - 36 \\ \hline \square \end{array} \rightarrow \begin{array}{r} 50 \\ - 14 \\ \hline \square \end{array}$$



Vous l'avez fait!  
Résultats: \_\_\_ sur 25

# SOUSTRACTION DE PÂQUES (F) RÉPONSES

Suivez le Lapin de Pâques jusqu'à son panier. Calculez chaque réponse tout au long du trajectoire.



56  
- 25  
31

59  
- 45  
14

22  
- 15  
7

65  
- 29  
36

39  
- 20  
19

30  
- 10  
20

59  
- 34  
25

59  
- 11  
48

37  
- 20  
17

46  
- 28  
18

28  
- 3  
25

48  
- 44  
4

42  
- 39  
3

89  
- 44  
45

55  
- 45  
10

45  
- 12  
33

56  
- 10  
46

19  
- 3  
16

25  
- 16  
9

55  
- 12  
43

79  
- 47  
32

52  
- 15  
37

73  
- 31  
42

64  
- 36  
28

50  
- 14  
36

Vous l'avez fait!  
Résultats: \_\_\_ sur 25

# SOUSTRACTION DE PÂQUES (G)

Suivez le Lapin de Pâques jusqu'à son panier. Calculez chaque réponse tout au long du trajectoire.



$$\begin{array}{r} 32 \\ - 2 \\ \hline \square \end{array} \rightarrow \begin{array}{r} 54 \\ - 22 \\ \hline \square \end{array} \rightarrow \begin{array}{r} 80 \\ - 48 \\ \hline \square \end{array}$$

$$\begin{array}{r} 60 \\ - 48 \\ \hline \square \end{array} \leftarrow \begin{array}{r} 24 \\ - 6 \\ \hline \square \end{array} \leftarrow \begin{array}{r} 66 \\ - 20 \\ \hline \square \end{array} \leftarrow \begin{array}{r} 78 \\ - 48 \\ \hline \square \end{array}$$

$$\begin{array}{r} 35 \\ - 30 \\ \hline \square \end{array} \rightarrow \begin{array}{r} 56 \\ - 43 \\ \hline \square \end{array} \rightarrow \begin{array}{r} 28 \\ - 13 \\ \hline \square \end{array} \rightarrow \begin{array}{r} 33 \\ - 10 \\ \hline \square \end{array}$$

$$\begin{array}{r} 54 \\ - 8 \\ \hline \square \end{array} \leftarrow \begin{array}{r} 46 \\ - 36 \\ \hline \square \end{array} \leftarrow \begin{array}{r} 41 \\ - 33 \\ \hline \square \end{array} \leftarrow \begin{array}{r} 62 \\ - 41 \\ \hline \square \end{array}$$

$$\begin{array}{r} 68 \\ - 47 \\ \hline \square \end{array} \rightarrow \begin{array}{r} 33 \\ - 3 \\ \hline \square \end{array} \rightarrow \begin{array}{r} 19 \\ - 10 \\ \hline \square \end{array} \rightarrow \begin{array}{r} 57 \\ - 12 \\ \hline \square \end{array}$$

$$\begin{array}{r} 55 \\ - 47 \\ \hline \square \end{array} \leftarrow \begin{array}{r} 61 \\ - 42 \\ \hline \square \end{array} \leftarrow \begin{array}{r} 46 \\ - 5 \\ \hline \square \end{array} \leftarrow \begin{array}{r} 34 \\ - 16 \\ \hline \square \end{array}$$

$$\begin{array}{r} 56 \\ - 49 \\ \hline \square \end{array} \rightarrow \begin{array}{r} 6 \\ - 3 \\ \hline \square \end{array}$$



Vous l'avez fait!  
Résultats: \_\_\_ sur 25

# SOUSTRACTION DE PÂQUES (G) RÉPONSES

Suivez le Lapin de Pâques jusqu'à son panier. Calculez chaque réponse tout au long du trajectoire.



$$\begin{array}{r} 32 \\ - 2 \\ \hline \end{array}$$

$$\begin{array}{r} 54 \\ - 22 \\ \hline \end{array}$$

$$\begin{array}{r} 80 \\ - 48 \\ \hline \end{array}$$

$$\begin{array}{r} 60 \\ - 48 \\ \hline \end{array}$$

$$\begin{array}{r} 24 \\ - 6 \\ \hline \end{array}$$

$$\begin{array}{r} 66 \\ - 20 \\ \hline \end{array}$$

$$\begin{array}{r} 78 \\ - 48 \\ \hline \end{array}$$

$$\begin{array}{r} 35 \\ - 30 \\ \hline \end{array}$$

$$\begin{array}{r} 56 \\ - 43 \\ \hline \end{array}$$

$$\begin{array}{r} 28 \\ - 13 \\ \hline \end{array}$$

$$\begin{array}{r} 33 \\ - 10 \\ \hline \end{array}$$

$$\begin{array}{r} 54 \\ - 8 \\ \hline \end{array}$$

$$\begin{array}{r} 46 \\ - 36 \\ \hline \end{array}$$

$$\begin{array}{r} 41 \\ - 33 \\ \hline \end{array}$$

$$\begin{array}{r} 62 \\ - 41 \\ \hline \end{array}$$

$$\begin{array}{r} 68 \\ - 47 \\ \hline \end{array}$$

$$\begin{array}{r} 33 \\ - 3 \\ \hline \end{array}$$

$$\begin{array}{r} 19 \\ - 10 \\ \hline \end{array}$$

$$\begin{array}{r} 57 \\ - 12 \\ \hline \end{array}$$

$$\begin{array}{r} 55 \\ - 47 \\ \hline \end{array}$$

$$\begin{array}{r} 61 \\ - 42 \\ \hline \end{array}$$

$$\begin{array}{r} 46 \\ - 5 \\ \hline \end{array}$$

$$\begin{array}{r} 34 \\ - 16 \\ \hline \end{array}$$

$$\begin{array}{r} 56 \\ - 49 \\ \hline \end{array}$$

$$\begin{array}{r} 6 \\ - 3 \\ \hline \end{array}$$



Vous l'avez fait!  
Résultats: \_\_\_ sur 25

# SOUSTRACTION DE PÂQUES (4)

Suivez le Lapin de Pâques jusqu'à son panier. Calculez chaque réponse tout au long du trajectoire.



$$\begin{array}{r} 73 \\ - 26 \\ \hline \end{array}$$

$$\begin{array}{r} 71 \\ - 41 \\ \hline \end{array}$$

$$\begin{array}{r} 39 \\ - 11 \\ \hline \end{array}$$

$$\begin{array}{r} 64 \\ - 48 \\ \hline \end{array}$$

$$\begin{array}{r} 58 \\ - 16 \\ \hline \end{array}$$

$$\begin{array}{r} 30 \\ - 2 \\ \hline \end{array}$$

$$\begin{array}{r} 41 \\ - 19 \\ \hline \end{array}$$

$$\begin{array}{r} 20 \\ - 4 \\ \hline \end{array}$$

$$\begin{array}{r} 47 \\ - 2 \\ \hline \end{array}$$

$$\begin{array}{r} 61 \\ - 32 \\ \hline \end{array}$$

$$\begin{array}{r} 36 \\ - 6 \\ \hline \end{array}$$

$$\begin{array}{r} 69 \\ - 25 \\ \hline \end{array}$$

$$\begin{array}{r} 77 \\ - 39 \\ \hline \end{array}$$

$$\begin{array}{r} 70 \\ - 43 \\ \hline \end{array}$$

$$\begin{array}{r} 55 \\ - 40 \\ \hline \end{array}$$

$$\begin{array}{r} 75 \\ - 43 \\ \hline \end{array}$$

$$\begin{array}{r} 49 \\ - 19 \\ \hline \end{array}$$

$$\begin{array}{r} 56 \\ - 8 \\ \hline \end{array}$$

$$\begin{array}{r} 45 \\ - 10 \\ \hline \end{array}$$

$$\begin{array}{r} 60 \\ - 14 \\ \hline \end{array}$$

$$\begin{array}{r} 49 \\ - 33 \\ \hline \end{array}$$

$$\begin{array}{r} 63 \\ - 17 \\ \hline \end{array}$$

$$\begin{array}{r} 40 \\ - 29 \\ \hline \end{array}$$

$$\begin{array}{r} 11 \\ - 1 \\ \hline \end{array}$$


$$\begin{array}{r} 61 \\ - 15 \\ \hline \end{array}$$



Vous l'avez fait!  
Résultats: \_\_\_ sur 25

# SOUSTRACTION DE PÂQUES (H) RÉPONSES

Suivez le Lapin de Pâques jusqu'à son panier. Calculez chaque réponse tout au long du trajet.



73  
- 26  
47

71  
- 41  
30

39  
- 11  
28

64  
- 48  
16

58  
- 16  
42

30  
- 2  
28

41  
- 19  
22

20  
- 4  
16

47  
- 2  
45

61  
- 32  
29

36  
- 6  
30

69  
- 25  
44

77  
- 39  
38

70  
- 43  
27

55  
- 40  
15

75  
- 43  
32

49  
- 19  
30

56  
- 8  
48

45  
- 10  
35

60  
- 14  
46

49  
- 33  
16

63  
- 17  
46

40  
- 29  
11

11  
- 1  
10

61  
- 15  
46

Vous l'avez fait!  
Résultats: \_\_\_ sur 25





# SOUSTRACTION DE PÂQUES (1)

Suivez le Lapin de Pâques jusqu'à son panier. Calculez chaque réponse tout au long du trajectoire.



$$\begin{array}{r} 50 \\ - 49 \\ \hline \square \end{array} \quad \dots \rightarrow \quad \begin{array}{r} 68 \\ - 29 \\ \hline \square \end{array} \quad \dots \rightarrow \quad \begin{array}{r} 45 \\ - 14 \\ \hline \square \end{array}$$

$$\begin{array}{r} 33 \\ - 27 \\ \hline \square \end{array} \quad \leftarrow \dots \quad \begin{array}{r} 77 \\ - 35 \\ \hline \square \end{array} \quad \leftarrow \dots \quad \begin{array}{r} 49 \\ - 30 \\ \hline \square \end{array} \quad \leftarrow \dots \quad \begin{array}{r} 37 \\ - 26 \\ \hline \square \end{array}$$

$$\begin{array}{r} 73 \\ - 40 \\ \hline \square \end{array} \quad \dots \rightarrow \quad \begin{array}{r} 34 \\ - 21 \\ \hline \square \end{array} \quad \dots \rightarrow \quad \begin{array}{r} 71 \\ - 39 \\ \hline \square \end{array} \quad \dots \rightarrow \quad \begin{array}{r} 60 \\ - 19 \\ \hline \square \end{array}$$

$$\begin{array}{r} 56 \\ - 33 \\ \hline \square \end{array} \quad \leftarrow \dots \quad \begin{array}{r} 15 \\ - 1 \\ \hline \square \end{array} \quad \leftarrow \dots \quad \begin{array}{r} 65 \\ - 39 \\ \hline \square \end{array} \quad \leftarrow \dots \quad \begin{array}{r} 27 \\ - 24 \\ \hline \square \end{array}$$

$$\begin{array}{r} 47 \\ - 12 \\ \hline \square \end{array} \quad \dots \rightarrow \quad \begin{array}{r} 60 \\ - 23 \\ \hline \square \end{array} \quad \dots \rightarrow \quad \begin{array}{r} 42 \\ - 29 \\ \hline \square \end{array} \quad \dots \rightarrow \quad \begin{array}{r} 38 \\ - 10 \\ \hline \square \end{array}$$

$$\begin{array}{r} 88 \\ - 49 \\ \hline \square \end{array} \quad \leftarrow \dots \quad \begin{array}{r} 46 \\ - 27 \\ \hline \square \end{array} \quad \leftarrow \dots \quad \begin{array}{r} 87 \\ - 41 \\ \hline \square \end{array} \quad \leftarrow \dots \quad \begin{array}{r} 45 \\ - 23 \\ \hline \square \end{array}$$

$$\begin{array}{r} 43 \\ - 15 \\ \hline \square \end{array} \quad \dots \rightarrow \quad \begin{array}{r} 28 \\ - 6 \\ \hline \square \end{array} \quad \dots \rightarrow$$



Vous l'avez fait!  
Résultats: \_\_\_ sur 25

# SOUSTRACTION DE PÂQUES (1) RÉPONSES

Suivez le Lapin de Pâques jusqu'à son panier. Calculez chaque réponse tout au long du trajectoire.



$$\begin{array}{r} 50 \\ - 49 \\ \hline \end{array}$$

1

$$\begin{array}{r} 68 \\ - 29 \\ \hline \end{array}$$

39

$$\begin{array}{r} 45 \\ - 14 \\ \hline \end{array}$$

31

$$\begin{array}{r} 33 \\ - 27 \\ \hline \end{array}$$

6

$$\begin{array}{r} 77 \\ - 35 \\ \hline \end{array}$$

42

$$\begin{array}{r} 49 \\ - 30 \\ \hline \end{array}$$

19

$$\begin{array}{r} 37 \\ - 26 \\ \hline \end{array}$$

11

$$\begin{array}{r} 73 \\ - 40 \\ \hline \end{array}$$

33

$$\begin{array}{r} 34 \\ - 21 \\ \hline \end{array}$$

13

$$\begin{array}{r} 71 \\ - 39 \\ \hline \end{array}$$

32

$$\begin{array}{r} 60 \\ - 19 \\ \hline \end{array}$$

41

$$\begin{array}{r} 56 \\ - 33 \\ \hline \end{array}$$

23

$$\begin{array}{r} 15 \\ - 1 \\ \hline \end{array}$$

14

$$\begin{array}{r} 65 \\ - 39 \\ \hline \end{array}$$

26

$$\begin{array}{r} 27 \\ - 24 \\ \hline \end{array}$$

3

$$\begin{array}{r} 47 \\ - 12 \\ \hline \end{array}$$

35

$$\begin{array}{r} 60 \\ - 23 \\ \hline \end{array}$$

37

$$\begin{array}{r} 42 \\ - 29 \\ \hline \end{array}$$

13

$$\begin{array}{r} 38 \\ - 10 \\ \hline \end{array}$$

28

$$\begin{array}{r} 88 \\ - 49 \\ \hline \end{array}$$

39

$$\begin{array}{r} 46 \\ - 27 \\ \hline \end{array}$$

19

$$\begin{array}{r} 87 \\ - 41 \\ \hline \end{array}$$

46

$$\begin{array}{r} 45 \\ - 23 \\ \hline \end{array}$$

22

$$\begin{array}{r} 43 \\ - 15 \\ \hline \end{array}$$

28

$$\begin{array}{r} 28 \\ - 6 \\ \hline \end{array}$$


22



Vous l'avez fait!  
Résultats: \_\_\_ sur 25

# SOUSTRACTION DE PÂQUES (1)

Suivez le Lapin de Pâques jusqu'à son panier. Calculez chaque réponse tout au long du trajectoire.



$$\begin{array}{r} 92 \\ - 48 \\ \hline \end{array}$$

$$\begin{array}{r} 21 \\ - 2 \\ \hline \end{array}$$

$$\begin{array}{r} 56 \\ - 12 \\ \hline \end{array}$$

$$\begin{array}{r} 22 \\ - 17 \\ \hline \end{array}$$

$$\begin{array}{r} 78 \\ - 40 \\ \hline \end{array}$$

$$\begin{array}{r} 73 \\ - 49 \\ \hline \end{array}$$

$$\begin{array}{r} 47 \\ - 46 \\ \hline \end{array}$$

$$\begin{array}{r} 73 \\ - 29 \\ \hline \end{array}$$

$$\begin{array}{r} 53 \\ - 15 \\ \hline \end{array}$$

$$\begin{array}{r} 34 \\ - 20 \\ \hline \end{array}$$

$$\begin{array}{r} 59 \\ - 10 \\ \hline \end{array}$$

$$\begin{array}{r} 20 \\ - 18 \\ \hline \end{array}$$

$$\begin{array}{r} 53 \\ - 9 \\ \hline \end{array}$$

$$\begin{array}{r} 50 \\ - 20 \\ \hline \end{array}$$

$$\begin{array}{r} 53 \\ - 49 \\ \hline \end{array}$$

$$\begin{array}{r} 51 \\ - 14 \\ \hline \end{array}$$

$$\begin{array}{r} 54 \\ - 20 \\ \hline \end{array}$$

$$\begin{array}{r} 23 \\ - 7 \\ \hline \end{array}$$

$$\begin{array}{r} 75 \\ - 26 \\ \hline \end{array}$$

$$\begin{array}{r} 42 \\ - 10 \\ \hline \end{array}$$

$$\begin{array}{r} 95 \\ - 46 \\ \hline \end{array}$$

$$\begin{array}{r} 31 \\ - 22 \\ \hline \end{array}$$

$$\begin{array}{r} 81 \\ - 40 \\ \hline \end{array}$$

$$\begin{array}{r} 30 \\ - 4 \\ \hline \end{array}$$

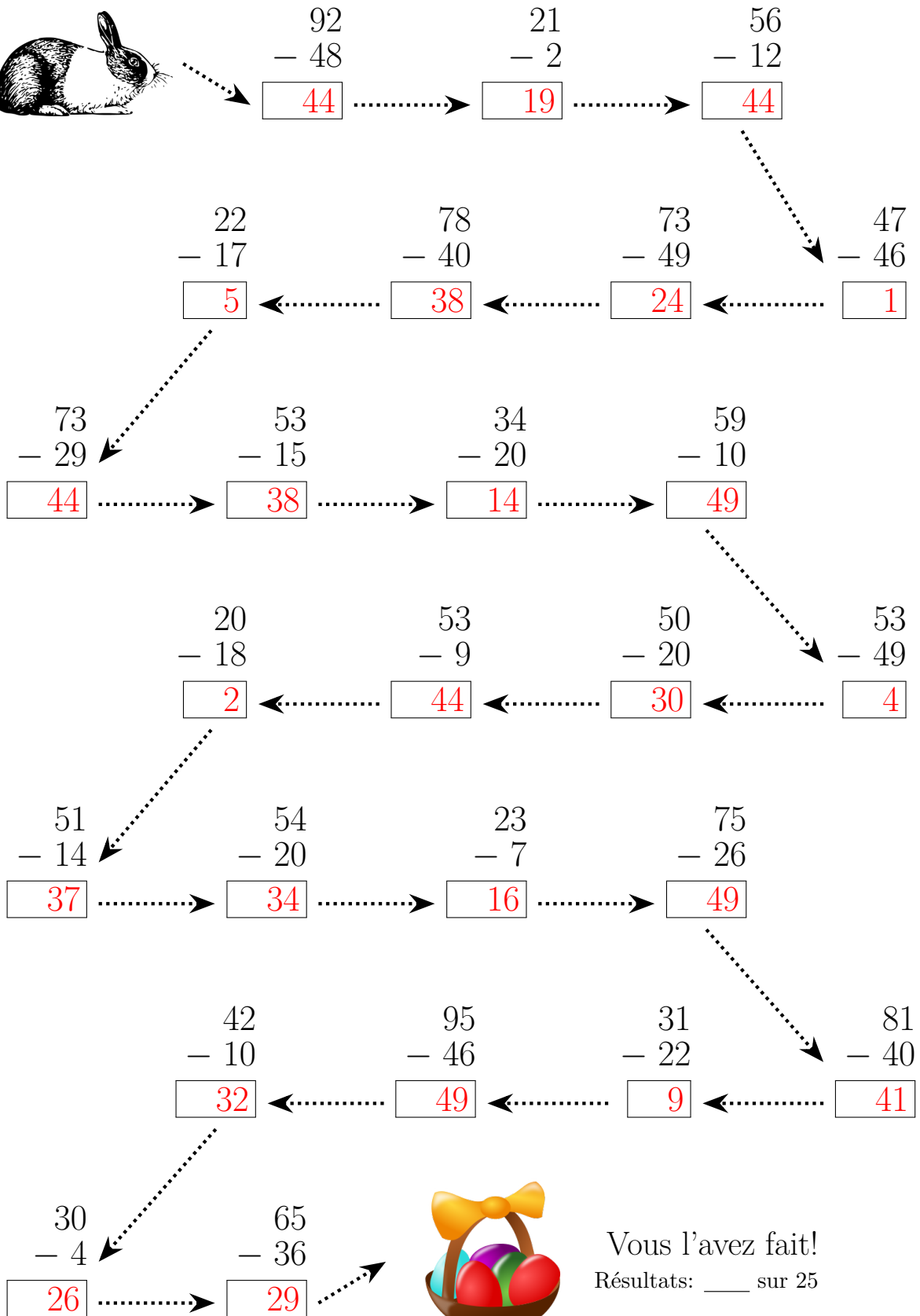

$$\begin{array}{r} 65 \\ - 36 \\ \hline \end{array}$$



Vous l'avez fait!  
Résultats: \_\_\_ sur 25

# SOUSTRACTION DE PÂQUES (1) RÉPONSES

Suivez le Lapin de Pâques jusqu'à son panier. Calculez chaque réponse tout au long du trajectoire.



Vous l'avez fait!  
Résultats: \_\_\_ sur 25

