

SOUSTRACTION DE PÂQUES (A)

Suivez le Lapin de Pâques jusqu'à son panier. Calculez chaque réponse tout au long du trajectoire.



$$\begin{array}{r} 65 \\ - 43 \\ \hline \square \end{array} \longrightarrow \begin{array}{r} 113 \\ - 29 \\ \hline \square \end{array} \longrightarrow \begin{array}{r} 57 \\ - 8 \\ \hline \square \end{array}$$

$$\begin{array}{r} 152 \\ - 69 \\ \hline \square \end{array} \longleftarrow \begin{array}{r} 168 \\ - 94 \\ \hline \square \end{array} \longleftarrow \begin{array}{r} 110 \\ - 86 \\ \hline \square \end{array} \longleftarrow \begin{array}{r} 18 \\ - 3 \\ \hline \square \end{array}$$

$$\begin{array}{r} 147 \\ - 87 \\ \hline \square \end{array} \longrightarrow \begin{array}{r} 143 \\ - 82 \\ \hline \square \end{array} \longrightarrow \begin{array}{r} 61 \\ - 23 \\ \hline \square \end{array} \longrightarrow \begin{array}{r} 64 \\ - 46 \\ \hline \square \end{array}$$

$$\begin{array}{r} 48 \\ - 47 \\ \hline \square \end{array} \longleftarrow \begin{array}{r} 137 \\ - 86 \\ \hline \square \end{array} \longleftarrow \begin{array}{r} 117 \\ - 90 \\ \hline \square \end{array} \longleftarrow \begin{array}{r} 102 \\ - 99 \\ \hline \square \end{array}$$

$$\begin{array}{r} 84 \\ - 65 \\ \hline \square \end{array} \longrightarrow \begin{array}{r} 83 \\ - 6 \\ \hline \square \end{array} \longrightarrow \begin{array}{r} 126 \\ - 88 \\ \hline \square \end{array} \longrightarrow \begin{array}{r} 59 \\ - 32 \\ \hline \square \end{array}$$

$$\begin{array}{r} 80 \\ - 5 \\ \hline \square \end{array} \longleftarrow \begin{array}{r} 98 \\ - 77 \\ \hline \square \end{array} \longleftarrow \begin{array}{r} 179 \\ - 85 \\ \hline \square \end{array} \longleftarrow \begin{array}{r} 166 \\ - 78 \\ \hline \square \end{array}$$


$$\begin{array}{r} 134 \\ - 46 \\ \hline \square \end{array} \longrightarrow \begin{array}{r} 112 \\ - 56 \\ \hline \square \end{array}$$



Vous l'avez fait!
Résultats: ___ sur 25

SOUSTRACTION DE PÂQUES (A) RÉPONSES

Suivez le Lapin de Pâques jusqu'à son panier. Calculez chaque réponse tout au long du trajectoire.



$$\begin{array}{r} 65 \\ - 43 \\ \hline \end{array}$$

22

$$\begin{array}{r} 113 \\ - 29 \\ \hline \end{array}$$

84

$$\begin{array}{r} 57 \\ - 8 \\ \hline \end{array}$$

49

$$\begin{array}{r} 152 \\ - 69 \\ \hline \end{array}$$

83

$$\begin{array}{r} 168 \\ - 94 \\ \hline \end{array}$$

74

$$\begin{array}{r} 110 \\ - 86 \\ \hline \end{array}$$

24

$$\begin{array}{r} 18 \\ - 3 \\ \hline \end{array}$$

15

$$\begin{array}{r} 147 \\ - 87 \\ \hline \end{array}$$

60

$$\begin{array}{r} 143 \\ - 82 \\ \hline \end{array}$$

61

$$\begin{array}{r} 61 \\ - 23 \\ \hline \end{array}$$

38

$$\begin{array}{r} 64 \\ - 46 \\ \hline \end{array}$$

18

$$\begin{array}{r} 48 \\ - 47 \\ \hline \end{array}$$

1

$$\begin{array}{r} 137 \\ - 86 \\ \hline \end{array}$$

51

$$\begin{array}{r} 117 \\ - 90 \\ \hline \end{array}$$

27

$$\begin{array}{r} 102 \\ - 99 \\ \hline \end{array}$$

3

$$\begin{array}{r} 84 \\ - 65 \\ \hline \end{array}$$

19

$$\begin{array}{r} 83 \\ - 6 \\ \hline \end{array}$$

77

$$\begin{array}{r} 126 \\ - 88 \\ \hline \end{array}$$

38

$$\begin{array}{r} 59 \\ - 32 \\ \hline \end{array}$$

27

$$\begin{array}{r} 80 \\ - 5 \\ \hline \end{array}$$

75

$$\begin{array}{r} 98 \\ - 77 \\ \hline \end{array}$$

21

$$\begin{array}{r} 179 \\ - 85 \\ \hline \end{array}$$

94

$$\begin{array}{r} 166 \\ - 78 \\ \hline \end{array}$$

88

$$\begin{array}{r} 134 \\ - 46 \\ \hline \end{array}$$

88

$$\begin{array}{r} 112 \\ - 56 \\ \hline \end{array}$$

56



Vous l'avez fait!
Résultats: ___ sur 25

SOUSTRACTION DE PÂQUES (B)

Suivez le Lapin de Pâques jusqu'à son panier. Calculez chaque réponse tout au long du trajectoire.



$$\begin{array}{r} 61 \\ - 25 \\ \hline \end{array}$$

$$\begin{array}{r} 74 \\ - 45 \\ \hline \end{array}$$

$$\begin{array}{r} 98 \\ - 85 \\ \hline \end{array}$$

$$\begin{array}{r} 99 \\ - 76 \\ \hline \end{array}$$

$$\begin{array}{r} 124 \\ - 66 \\ \hline \end{array}$$

$$\begin{array}{r} 13 \\ - 7 \\ \hline \end{array}$$

$$\begin{array}{r} 118 \\ - 43 \\ \hline \end{array}$$

$$\begin{array}{r} 170 \\ - 77 \\ \hline \end{array}$$

$$\begin{array}{r} 150 \\ - 78 \\ \hline \end{array}$$

$$\begin{array}{r} 98 \\ - 52 \\ \hline \end{array}$$

$$\begin{array}{r} 129 \\ - 62 \\ \hline \end{array}$$

$$\begin{array}{r} 54 \\ - 12 \\ \hline \end{array}$$

$$\begin{array}{r} 115 \\ - 82 \\ \hline \end{array}$$

$$\begin{array}{r} 82 \\ - 5 \\ \hline \end{array}$$

$$\begin{array}{r} 29 \\ - 9 \\ \hline \end{array}$$

$$\begin{array}{r} 98 \\ - 8 \\ \hline \end{array}$$

$$\begin{array}{r} 72 \\ - 20 \\ \hline \end{array}$$

$$\begin{array}{r} 150 \\ - 84 \\ \hline \end{array}$$

$$\begin{array}{r} 88 \\ - 40 \\ \hline \end{array}$$

$$\begin{array}{r} 89 \\ - 80 \\ \hline \end{array}$$

$$\begin{array}{r} 76 \\ - 14 \\ \hline \end{array}$$

$$\begin{array}{r} 181 \\ - 84 \\ \hline \end{array}$$

$$\begin{array}{r} 31 \\ - 21 \\ \hline \end{array}$$

$$\begin{array}{r} 24 \\ - 11 \\ \hline \end{array}$$

$$\begin{array}{r} 91 \\ - 22 \\ \hline \end{array}$$



Vous l'avez fait!
Résultats: ____ sur 25

SOUSTRACTION DE PÂQUES (B) RÉPONSES

Suivez le Lapin de Pâques jusqu'à son panier. Calculez chaque réponse tout au long du trajectoire.



$$\begin{array}{r} 61 \\ - 25 \\ \hline \end{array}$$

$$\begin{array}{r} 74 \\ - 45 \\ \hline \end{array}$$

$$\begin{array}{r} 98 \\ - 85 \\ \hline \end{array}$$

$$\begin{array}{r} 99 \\ - 76 \\ \hline \end{array}$$

$$\begin{array}{r} 124 \\ - 66 \\ \hline \end{array}$$

$$\begin{array}{r} 13 \\ - 7 \\ \hline \end{array}$$

$$\begin{array}{r} 118 \\ - 43 \\ \hline \end{array}$$

$$\begin{array}{r} 170 \\ - 77 \\ \hline \end{array}$$

$$\begin{array}{r} 150 \\ - 78 \\ \hline \end{array}$$

$$\begin{array}{r} 98 \\ - 52 \\ \hline \end{array}$$

$$\begin{array}{r} 129 \\ - 62 \\ \hline \end{array}$$

$$\begin{array}{r} 54 \\ - 12 \\ \hline \end{array}$$

$$\begin{array}{r} 115 \\ - 82 \\ \hline \end{array}$$

$$\begin{array}{r} 82 \\ - 5 \\ \hline \end{array}$$

$$\begin{array}{r} 29 \\ - 9 \\ \hline \end{array}$$

$$\begin{array}{r} 98 \\ - 8 \\ \hline \end{array}$$

$$\begin{array}{r} 72 \\ - 20 \\ \hline \end{array}$$

$$\begin{array}{r} 150 \\ - 84 \\ \hline \end{array}$$

$$\begin{array}{r} 88 \\ - 40 \\ \hline \end{array}$$

$$\begin{array}{r} 89 \\ - 80 \\ \hline \end{array}$$

$$\begin{array}{r} 76 \\ - 14 \\ \hline \end{array}$$

$$\begin{array}{r} 181 \\ - 84 \\ \hline \end{array}$$

$$\begin{array}{r} 31 \\ - 21 \\ \hline \end{array}$$

$$\begin{array}{r} 24 \\ - 11 \\ \hline \end{array}$$

$$\begin{array}{r} 91 \\ - 22 \\ \hline \end{array}$$



Vous l'avez fait!
Résultats: ____ sur 25

SOUSTRACTION DE PÂQUES (C)

Suivez le Lapin de Pâques jusqu'à son panier. Calculez chaque réponse tout au long du trajectoire.



$$\begin{array}{r} 164 \\ - 83 \\ \hline \square \end{array} \longrightarrow \begin{array}{r} 122 \\ - 74 \\ \hline \square \end{array} \longrightarrow \begin{array}{r} 154 \\ - 90 \\ \hline \square \end{array}$$

$$\begin{array}{r} 135 \\ - 41 \\ \hline \square \end{array} \longleftarrow \begin{array}{r} 27 \\ - 26 \\ \hline \square \end{array} \longleftarrow \begin{array}{r} 171 \\ - 87 \\ \hline \square \end{array} \longleftarrow \begin{array}{r} 93 \\ - 16 \\ \hline \square \end{array}$$

$$\begin{array}{r} 109 \\ - 67 \\ \hline \square \end{array} \longrightarrow \begin{array}{r} 60 \\ - 33 \\ \hline \square \end{array} \longrightarrow \begin{array}{r} 98 \\ - 71 \\ \hline \square \end{array} \longrightarrow \begin{array}{r} 105 \\ - 41 \\ \hline \square \end{array}$$

$$\begin{array}{r} 180 \\ - 99 \\ \hline \square \end{array} \longleftarrow \begin{array}{r} 141 \\ - 72 \\ \hline \square \end{array} \longleftarrow \begin{array}{r} 190 \\ - 99 \\ \hline \square \end{array} \longleftarrow \begin{array}{r} 60 \\ - 10 \\ \hline \square \end{array}$$

$$\begin{array}{r} 141 \\ - 59 \\ \hline \square \end{array} \longrightarrow \begin{array}{r} 22 \\ - 5 \\ \hline \square \end{array} \longrightarrow \begin{array}{r} 50 \\ - 34 \\ \hline \square \end{array} \longrightarrow \begin{array}{r} 81 \\ - 46 \\ \hline \square \end{array}$$

$$\begin{array}{r} 95 \\ - 78 \\ \hline \square \end{array} \longleftarrow \begin{array}{r} 84 \\ - 3 \\ \hline \square \end{array} \longleftarrow \begin{array}{r} 100 \\ - 97 \\ \hline \square \end{array} \longleftarrow \begin{array}{r} 100 \\ - 49 \\ \hline \square \end{array}$$

$$\begin{array}{r} 95 \\ - 65 \\ \hline \square \end{array} \longrightarrow \begin{array}{r} 85 \\ - 54 \\ \hline \square \end{array}$$



Vous l'avez fait!
Résultats: ___ sur 25

SOUSTRACTION DE PÂQUES (C) RÉPONSES

Suivez le Lapin de Pâques jusqu'à son panier. Calculez chaque réponse tout au long du trajectoire.



$$\begin{array}{r} 164 \\ - 83 \\ \hline \end{array}$$

$$\begin{array}{r} 122 \\ - 74 \\ \hline \end{array}$$

$$\begin{array}{r} 154 \\ - 90 \\ \hline \end{array}$$

$$\begin{array}{r} 135 \\ - 41 \\ \hline \end{array}$$

$$\begin{array}{r} 27 \\ - 26 \\ \hline \end{array}$$

$$\begin{array}{r} 171 \\ - 87 \\ \hline \end{array}$$

$$\begin{array}{r} 93 \\ - 16 \\ \hline \end{array}$$

$$\begin{array}{r} 109 \\ - 67 \\ \hline \end{array}$$

$$\begin{array}{r} 60 \\ - 33 \\ \hline \end{array}$$

$$\begin{array}{r} 98 \\ - 71 \\ \hline \end{array}$$

$$\begin{array}{r} 105 \\ - 41 \\ \hline \end{array}$$

$$\begin{array}{r} 180 \\ - 99 \\ \hline \end{array}$$

$$\begin{array}{r} 141 \\ - 72 \\ \hline \end{array}$$

$$\begin{array}{r} 190 \\ - 99 \\ \hline \end{array}$$

$$\begin{array}{r} 60 \\ - 10 \\ \hline \end{array}$$

$$\begin{array}{r} 141 \\ - 59 \\ \hline \end{array}$$

$$\begin{array}{r} 22 \\ - 5 \\ \hline \end{array}$$

$$\begin{array}{r} 50 \\ - 34 \\ \hline \end{array}$$

$$\begin{array}{r} 81 \\ - 46 \\ \hline \end{array}$$

$$\begin{array}{r} 95 \\ - 78 \\ \hline \end{array}$$

$$\begin{array}{r} 84 \\ - 3 \\ \hline \end{array}$$

$$\begin{array}{r} 100 \\ - 97 \\ \hline \end{array}$$

$$\begin{array}{r} 100 \\ - 49 \\ \hline \end{array}$$

$$\begin{array}{r} 95 \\ - 65 \\ \hline \end{array}$$

$$\begin{array}{r} 85 \\ - 54 \\ \hline \end{array}$$



Vous l'avez fait!
Résultats: ___ sur 25

SOUSTRACTION DE PÂQUES (D)

Suivez le Lapin de Pâques jusqu'à son panier. Calculez chaque réponse tout au long du trajectoire.



$$\begin{array}{r} 85 \\ - 77 \\ \hline \square \end{array} \longrightarrow \begin{array}{r} 155 \\ - 95 \\ \hline \square \end{array} \longrightarrow \begin{array}{r} 136 \\ - 69 \\ \hline \square \end{array}$$

$$\begin{array}{r} 86 \\ - 70 \\ \hline \square \end{array} \longleftarrow \begin{array}{r} 134 \\ - 79 \\ \hline \square \end{array} \longleftarrow \begin{array}{r} 151 \\ - 62 \\ \hline \square \end{array} \longleftarrow \begin{array}{r} 123 \\ - 47 \\ \hline \square \end{array}$$

$$\begin{array}{r} 22 \\ - 7 \\ \hline \square \end{array} \longrightarrow \begin{array}{r} 60 \\ - 7 \\ \hline \square \end{array} \longrightarrow \begin{array}{r} 121 \\ - 95 \\ \hline \square \end{array} \longrightarrow \begin{array}{r} 180 \\ - 88 \\ \hline \square \end{array}$$

$$\begin{array}{r} 55 \\ - 6 \\ \hline \square \end{array} \longleftarrow \begin{array}{r} 125 \\ - 35 \\ \hline \square \end{array} \longleftarrow \begin{array}{r} 106 \\ - 15 \\ \hline \square \end{array} \longleftarrow \begin{array}{r} 139 \\ - 92 \\ \hline \square \end{array}$$

$$\begin{array}{r} 140 \\ - 81 \\ \hline \square \end{array} \longrightarrow \begin{array}{r} 97 \\ - 73 \\ \hline \square \end{array} \longrightarrow \begin{array}{r} 31 \\ - 28 \\ \hline \square \end{array} \longrightarrow \begin{array}{r} 83 \\ - 10 \\ \hline \square \end{array}$$

$$\begin{array}{r} 88 \\ - 47 \\ \hline \square \end{array} \longleftarrow \begin{array}{r} 57 \\ - 24 \\ \hline \square \end{array} \longleftarrow \begin{array}{r} 120 \\ - 55 \\ \hline \square \end{array} \longleftarrow \begin{array}{r} 60 \\ - 47 \\ \hline \square \end{array}$$

$$\begin{array}{r} 95 \\ - 14 \\ \hline \square \end{array} \longrightarrow \begin{array}{r} 88 \\ - 2 \\ \hline \square \end{array}$$



Vous l'avez fait!
Résultats: ___ sur 25

SOUSTRACTION DE PÂQUES (D) RÉPONSES

Suivez le Lapin de Pâques jusqu'à son panier. Calculez chaque réponse tout au long du trajectoire.



$$\begin{array}{r} 85 \\ - 77 \\ \hline \end{array}$$

$$\begin{array}{r} 155 \\ - 95 \\ \hline \end{array}$$

$$\begin{array}{r} 136 \\ - 69 \\ \hline \end{array}$$

$$\begin{array}{r} 86 \\ - 70 \\ \hline \end{array}$$

$$\begin{array}{r} 134 \\ - 79 \\ \hline \end{array}$$

$$\begin{array}{r} 151 \\ - 62 \\ \hline \end{array}$$

$$\begin{array}{r} 123 \\ - 47 \\ \hline \end{array}$$

$$\begin{array}{r} 22 \\ - 7 \\ \hline \end{array}$$

$$\begin{array}{r} 60 \\ - 7 \\ \hline \end{array}$$

$$\begin{array}{r} 121 \\ - 95 \\ \hline \end{array}$$

$$\begin{array}{r} 180 \\ - 88 \\ \hline \end{array}$$

$$\begin{array}{r} 55 \\ - 6 \\ \hline \end{array}$$

$$\begin{array}{r} 125 \\ - 35 \\ \hline \end{array}$$

$$\begin{array}{r} 106 \\ - 15 \\ \hline \end{array}$$

$$\begin{array}{r} 139 \\ - 92 \\ \hline \end{array}$$

$$\begin{array}{r} 140 \\ - 81 \\ \hline \end{array}$$

$$\begin{array}{r} 97 \\ - 73 \\ \hline \end{array}$$

$$\begin{array}{r} 31 \\ - 28 \\ \hline \end{array}$$

$$\begin{array}{r} 83 \\ - 10 \\ \hline \end{array}$$

$$\begin{array}{r} 88 \\ - 47 \\ \hline \end{array}$$

$$\begin{array}{r} 57 \\ - 24 \\ \hline \end{array}$$

$$\begin{array}{r} 120 \\ - 55 \\ \hline \end{array}$$

$$\begin{array}{r} 60 \\ - 47 \\ \hline \end{array}$$

$$\begin{array}{r} 95 \\ - 14 \\ \hline \end{array}$$

$$\begin{array}{r} 88 \\ - 2 \\ \hline \end{array}$$



Vous l'avez fait!
Résultats: ___ sur 25

SOUSTRACTION DE PÂQUES (E)

Suivez le Lapin de Pâques jusqu'à son panier. Calculez chaque réponse tout au long du trajectoire.



$$\begin{array}{r} 85 \\ - 18 \\ \hline \square \end{array} \quad \dots \rightarrow \quad \begin{array}{r} 113 \\ - 35 \\ \hline \square \end{array} \quad \dots \rightarrow \quad \begin{array}{r} 77 \\ - 69 \\ \hline \square \end{array}$$

$$\begin{array}{r} 109 \\ - 46 \\ \hline \square \end{array} \quad \leftarrow \dots \quad \begin{array}{r} 71 \\ - 38 \\ \hline \square \end{array} \quad \leftarrow \dots \quad \begin{array}{r} 67 \\ - 53 \\ \hline \square \end{array} \quad \leftarrow \dots \quad \begin{array}{r} 148 \\ - 69 \\ \hline \square \end{array}$$

$$\begin{array}{r} 72 \\ - 33 \\ \hline \square \end{array} \quad \dots \rightarrow \quad \begin{array}{r} 103 \\ - 81 \\ \hline \square \end{array} \quad \dots \rightarrow \quad \begin{array}{r} 67 \\ - 5 \\ \hline \square \end{array} \quad \dots \rightarrow \quad \begin{array}{r} 89 \\ - 60 \\ \hline \square \end{array}$$

$$\begin{array}{r} 99 \\ - 19 \\ \hline \square \end{array} \quad \leftarrow \dots \quad \begin{array}{r} 102 \\ - 69 \\ \hline \square \end{array} \quad \leftarrow \dots \quad \begin{array}{r} 97 \\ - 80 \\ \hline \square \end{array} \quad \leftarrow \dots \quad \begin{array}{r} 112 \\ - 59 \\ \hline \square \end{array}$$

$$\begin{array}{r} 47 \\ - 34 \\ \hline \square \end{array} \quad \dots \rightarrow \quad \begin{array}{r} 91 \\ - 43 \\ \hline \square \end{array} \quad \dots \rightarrow \quad \begin{array}{r} 39 \\ - 12 \\ \hline \square \end{array} \quad \dots \rightarrow \quad \begin{array}{r} 175 \\ - 81 \\ \hline \square \end{array}$$

$$\begin{array}{r} 151 \\ - 90 \\ \hline \square \end{array} \quad \leftarrow \dots \quad \begin{array}{r} 163 \\ - 88 \\ \hline \square \end{array} \quad \leftarrow \dots \quad \begin{array}{r} 63 \\ - 23 \\ \hline \square \end{array} \quad \leftarrow \dots \quad \begin{array}{r} 79 \\ - 58 \\ \hline \square \end{array}$$


$$\begin{array}{r} 38 \\ - 6 \\ \hline \square \end{array} \quad \dots \rightarrow \quad \begin{array}{r} 118 \\ - 45 \\ \hline \square \end{array}$$



Vous l'avez fait!
Résultats: ___ sur 25

SOUSTRACTION DE PÂQUES (E) RÉPONSES

Suivez le Lapin de Pâques jusqu'à son panier. Calculez chaque réponse tout au long du trajectoire.



$$\begin{array}{r} 85 \\ - 18 \\ \hline \end{array}$$

67

$$\begin{array}{r} 113 \\ - 35 \\ \hline \end{array}$$

78

$$\begin{array}{r} 77 \\ - 69 \\ \hline \end{array}$$

8

$$\begin{array}{r} 109 \\ - 46 \\ \hline \end{array}$$

63

$$\begin{array}{r} 71 \\ - 38 \\ \hline \end{array}$$

33

$$\begin{array}{r} 67 \\ - 53 \\ \hline \end{array}$$

14

$$\begin{array}{r} 148 \\ - 69 \\ \hline \end{array}$$

79

$$\begin{array}{r} 72 \\ - 33 \\ \hline \end{array}$$

39

$$\begin{array}{r} 103 \\ - 81 \\ \hline \end{array}$$

22

$$\begin{array}{r} 67 \\ - 5 \\ \hline \end{array}$$

62

$$\begin{array}{r} 89 \\ - 60 \\ \hline \end{array}$$

29

$$\begin{array}{r} 99 \\ - 19 \\ \hline \end{array}$$

80

$$\begin{array}{r} 102 \\ - 69 \\ \hline \end{array}$$

33

$$\begin{array}{r} 97 \\ - 80 \\ \hline \end{array}$$

17

$$\begin{array}{r} 112 \\ - 59 \\ \hline \end{array}$$

53

$$\begin{array}{r} 47 \\ - 34 \\ \hline \end{array}$$

13

$$\begin{array}{r} 91 \\ - 43 \\ \hline \end{array}$$

48

$$\begin{array}{r} 39 \\ - 12 \\ \hline \end{array}$$

27

$$\begin{array}{r} 175 \\ - 81 \\ \hline \end{array}$$

94

$$\begin{array}{r} 151 \\ - 90 \\ \hline \end{array}$$

61

$$\begin{array}{r} 163 \\ - 88 \\ \hline \end{array}$$

75

$$\begin{array}{r} 63 \\ - 23 \\ \hline \end{array}$$

40

$$\begin{array}{r} 79 \\ - 58 \\ \hline \end{array}$$

21

$$\begin{array}{r} 38 \\ - 6 \\ \hline \end{array}$$

32

$$\begin{array}{r} 118 \\ - 45 \\ \hline \end{array}$$

73



Vous l'avez fait!
Résultats: ___ sur 25

SOUSTRACTION DE PÂQUES (F)

Suivez le Lapin de Pâques jusqu'à son panier. Calculez chaque réponse tout au long du trajectoire.



$$\begin{array}{r} 98 \\ - 15 \\ \hline \square \end{array}$$

$$\begin{array}{r} 92 \\ - 41 \\ \hline \square \end{array}$$

$$\begin{array}{r} 99 \\ - 14 \\ \hline \square \end{array}$$

$$\begin{array}{r} 105 \\ - 80 \\ \hline \square \end{array}$$

$$\begin{array}{r} 46 \\ - 9 \\ \hline \square \end{array}$$

$$\begin{array}{r} 139 \\ - 99 \\ \hline \square \end{array}$$

$$\begin{array}{r} 69 \\ - 18 \\ \hline \square \end{array}$$

$$\begin{array}{r} 125 \\ - 95 \\ \hline \square \end{array}$$

$$\begin{array}{r} 146 \\ - 56 \\ \hline \square \end{array}$$

$$\begin{array}{r} 85 \\ - 78 \\ \hline \square \end{array}$$

$$\begin{array}{r} 75 \\ - 15 \\ \hline \square \end{array}$$

$$\begin{array}{r} 96 \\ - 13 \\ \hline \square \end{array}$$

$$\begin{array}{r} 138 \\ - 82 \\ \hline \square \end{array}$$

$$\begin{array}{r} 70 \\ - 18 \\ \hline \square \end{array}$$

$$\begin{array}{r} 52 \\ - 14 \\ \hline \square \end{array}$$

$$\begin{array}{r} 75 \\ - 64 \\ \hline \square \end{array}$$

$$\begin{array}{r} 128 \\ - 40 \\ \hline \square \end{array}$$

$$\begin{array}{r} 133 \\ - 75 \\ \hline \square \end{array}$$

$$\begin{array}{r} 100 \\ - 13 \\ \hline \square \end{array}$$

$$\begin{array}{r} 52 \\ - 38 \\ \hline \square \end{array}$$

$$\begin{array}{r} 93 \\ - 58 \\ \hline \square \end{array}$$

$$\begin{array}{r} 175 \\ - 97 \\ \hline \square \end{array}$$

$$\begin{array}{r} 101 \\ - 47 \\ \hline \square \end{array}$$

$$\begin{array}{r} 60 \\ - 27 \\ \hline \square \end{array}$$


$$\begin{array}{r} 33 \\ - 31 \\ \hline \square \end{array}$$



Vous l'avez fait!
Résultats: ___ sur 25

SOUSTRACTION DE PÂQUES (F) RÉPONSES

Suivez le Lapin de Pâques jusqu'à son panier. Calculez chaque réponse tout au long du trajectoire.



$$\begin{array}{r} 98 \\ - 15 \\ \hline \end{array}$$
 $\begin{array}{r} 92 \\ - 41 \\ \hline \end{array}$
 $\begin{array}{r} 99 \\ - 14 \\ \hline \end{array}$

83
 \rightarrow 51
 \rightarrow 85

$\begin{array}{r} 105 \\ - 80 \\ \hline \end{array}$
 $\begin{array}{r} 46 \\ - 9 \\ \hline \end{array}$
 $\begin{array}{r} 139 \\ - 99 \\ \hline \end{array}$
 $\begin{array}{r} 69 \\ - 18 \\ \hline \end{array}$

25
 \leftarrow 37
 \leftarrow 40
 \leftarrow 51

$\begin{array}{r} 125 \\ - 95 \\ \hline \end{array}$
 $\begin{array}{r} 146 \\ - 56 \\ \hline \end{array}$
 $\begin{array}{r} 85 \\ - 78 \\ \hline \end{array}$
 $\begin{array}{r} 75 \\ - 15 \\ \hline \end{array}$

30
 \rightarrow 90
 \rightarrow 7
 \rightarrow 60

$\begin{array}{r} 96 \\ - 13 \\ \hline \end{array}$
 $\begin{array}{r} 138 \\ - 82 \\ \hline \end{array}$
 $\begin{array}{r} 70 \\ - 18 \\ \hline \end{array}$
 $\begin{array}{r} 52 \\ - 14 \\ \hline \end{array}$

83
 \leftarrow 56
 \leftarrow 52
 \leftarrow 38

$\begin{array}{r} 75 \\ - 64 \\ \hline \end{array}$
 $\begin{array}{r} 128 \\ - 40 \\ \hline \end{array}$
 $\begin{array}{r} 133 \\ - 75 \\ \hline \end{array}$
 $\begin{array}{r} 100 \\ - 13 \\ \hline \end{array}$

11
 \rightarrow 88
 \rightarrow 58
 \rightarrow 87

$\begin{array}{r} 52 \\ - 38 \\ \hline \end{array}$
 $\begin{array}{r} 93 \\ - 58 \\ \hline \end{array}$
 $\begin{array}{r} 175 \\ - 97 \\ \hline \end{array}$
 $\begin{array}{r} 101 \\ - 47 \\ \hline \end{array}$

14
 \leftarrow 35
 \leftarrow 78
 \leftarrow 54

$\begin{array}{r} 60 \\ - 27 \\ \hline \end{array}$
 $\begin{array}{r} 33 \\ - 31 \\ \hline \end{array}$

33
 \rightarrow 2



Vous l'avez fait!
Résultats: ___ sur 25

SOUSTRACTION DE PÂQUES (G)

Suivez le Lapin de Pâques jusqu'à son panier. Calculez chaque réponse tout au long du trajectoire.



$$\begin{array}{r} 32 \\ - 26 \\ \hline \end{array}$$

$$\begin{array}{r} 57 \\ - 23 \\ \hline \end{array}$$

$$\begin{array}{r} 127 \\ - 67 \\ \hline \end{array}$$

$$\begin{array}{r} 112 \\ - 45 \\ \hline \end{array}$$

$$\begin{array}{r} 68 \\ - 39 \\ \hline \end{array}$$

$$\begin{array}{r} 82 \\ - 49 \\ \hline \end{array}$$

$$\begin{array}{r} 93 \\ - 68 \\ \hline \end{array}$$

$$\begin{array}{r} 74 \\ - 47 \\ \hline \end{array}$$

$$\begin{array}{r} 107 \\ - 97 \\ \hline \end{array}$$

$$\begin{array}{r} 175 \\ - 89 \\ \hline \end{array}$$

$$\begin{array}{r} 182 \\ - 93 \\ \hline \end{array}$$

$$\begin{array}{r} 161 \\ - 82 \\ \hline \end{array}$$

$$\begin{array}{r} 51 \\ - 16 \\ \hline \end{array}$$

$$\begin{array}{r} 108 \\ - 59 \\ \hline \end{array}$$

$$\begin{array}{r} 100 \\ - 52 \\ \hline \end{array}$$

$$\begin{array}{r} 83 \\ - 69 \\ \hline \end{array}$$

$$\begin{array}{r} 58 \\ - 13 \\ \hline \end{array}$$

$$\begin{array}{r} 80 \\ - 30 \\ \hline \end{array}$$

$$\begin{array}{r} 96 \\ - 41 \\ \hline \end{array}$$

$$\begin{array}{r} 148 \\ - 80 \\ \hline \end{array}$$

$$\begin{array}{r} 104 \\ - 51 \\ \hline \end{array}$$

$$\begin{array}{r} 44 \\ - 14 \\ \hline \end{array}$$

$$\begin{array}{r} 182 \\ - 88 \\ \hline \end{array}$$

$$\begin{array}{r} 82 \\ - 23 \\ \hline \end{array}$$


$$\begin{array}{r} 74 \\ - 38 \\ \hline \end{array}$$



Vous l'avez fait!
Résultats: ___ sur 25

SOUSTRACTION DE PÂQUES (G) RÉPONSES

Suivez le Lapin de Pâques jusqu'à son panier. Calculez chaque réponse tout au long du trajectoire.



$$\begin{array}{r} 32 \\ - 26 \\ \hline \end{array}$$

6

$$\begin{array}{r} 57 \\ - 23 \\ \hline \end{array}$$

34

$$\begin{array}{r} 127 \\ - 67 \\ \hline \end{array}$$

60

$$\begin{array}{r} 112 \\ - 45 \\ \hline \end{array}$$

67

$$\begin{array}{r} 68 \\ - 39 \\ \hline \end{array}$$

29

$$\begin{array}{r} 82 \\ - 49 \\ \hline \end{array}$$

33

$$\begin{array}{r} 93 \\ - 68 \\ \hline \end{array}$$

25

$$\begin{array}{r} 74 \\ - 47 \\ \hline \end{array}$$

27

$$\begin{array}{r} 107 \\ - 97 \\ \hline \end{array}$$

10

$$\begin{array}{r} 175 \\ - 89 \\ \hline \end{array}$$

86

$$\begin{array}{r} 182 \\ - 93 \\ \hline \end{array}$$

89

$$\begin{array}{r} 161 \\ - 82 \\ \hline \end{array}$$

79

$$\begin{array}{r} 51 \\ - 16 \\ \hline \end{array}$$

35

$$\begin{array}{r} 108 \\ - 59 \\ \hline \end{array}$$

49

$$\begin{array}{r} 100 \\ - 52 \\ \hline \end{array}$$

48

$$\begin{array}{r} 83 \\ - 69 \\ \hline \end{array}$$

14

$$\begin{array}{r} 58 \\ - 13 \\ \hline \end{array}$$

45

$$\begin{array}{r} 80 \\ - 30 \\ \hline \end{array}$$

50

$$\begin{array}{r} 96 \\ - 41 \\ \hline \end{array}$$

55

$$\begin{array}{r} 148 \\ - 80 \\ \hline \end{array}$$

68

$$\begin{array}{r} 104 \\ - 51 \\ \hline \end{array}$$

53

$$\begin{array}{r} 44 \\ - 14 \\ \hline \end{array}$$

30

$$\begin{array}{r} 182 \\ - 88 \\ \hline \end{array}$$

94

$$\begin{array}{r} 82 \\ - 23 \\ \hline \end{array}$$

59

$$\begin{array}{r} 74 \\ - 38 \\ \hline \end{array}$$

36



Vous l'avez fait!
Résultats: ___ sur 25

SOUSTRACTION DE PÂQUES (H)

Suivez le Lapin de Pâques jusqu'à son panier. Calculez chaque réponse tout au long du trajectoire.



$$\begin{array}{r} 109 \\ - 78 \\ \hline \end{array}$$

$$\begin{array}{r} 82 \\ - 17 \\ \hline \end{array}$$

$$\begin{array}{r} 144 \\ - 54 \\ \hline \end{array}$$

$$\begin{array}{r} 121 \\ - 58 \\ \hline \end{array}$$

$$\begin{array}{r} 107 \\ - 62 \\ \hline \end{array}$$

$$\begin{array}{r} 154 \\ - 62 \\ \hline \end{array}$$

$$\begin{array}{r} 24 \\ - 7 \\ \hline \end{array}$$

$$\begin{array}{r} 163 \\ - 79 \\ \hline \end{array}$$

$$\begin{array}{r} 55 \\ - 26 \\ \hline \end{array}$$

$$\begin{array}{r} 85 \\ - 5 \\ \hline \end{array}$$

$$\begin{array}{r} 110 \\ - 22 \\ \hline \end{array}$$

$$\begin{array}{r} 51 \\ - 5 \\ \hline \end{array}$$

$$\begin{array}{r} 114 \\ - 57 \\ \hline \end{array}$$

$$\begin{array}{r} 63 \\ - 53 \\ \hline \end{array}$$

$$\begin{array}{r} 82 \\ - 65 \\ \hline \end{array}$$

$$\begin{array}{r} 103 \\ - 53 \\ \hline \end{array}$$

$$\begin{array}{r} 53 \\ - 5 \\ \hline \end{array}$$

$$\begin{array}{r} 87 \\ - 21 \\ \hline \end{array}$$

$$\begin{array}{r} 150 \\ - 59 \\ \hline \end{array}$$

$$\begin{array}{r} 112 \\ - 28 \\ \hline \end{array}$$

$$\begin{array}{r} 109 \\ - 69 \\ \hline \end{array}$$

$$\begin{array}{r} 89 \\ - 20 \\ \hline \end{array}$$

$$\begin{array}{r} 53 \\ - 20 \\ \hline \end{array}$$

$$\begin{array}{r} 107 \\ - 43 \\ \hline \end{array}$$

$$\begin{array}{r} 191 \\ - 97 \\ \hline \end{array}$$



Vous l'avez fait!
Résultats: ___ sur 25

SOUSTRACTION DE PÂQUES (H) RÉPONSES

Suivez le Lapin de Pâques jusqu'à son panier. Calculez chaque réponse tout au long du trajectoire.



$$\begin{array}{r} 109 \\ - 78 \\ \hline \end{array}$$

31

$$\begin{array}{r} 82 \\ - 17 \\ \hline \end{array}$$

65

$$\begin{array}{r} 144 \\ - 54 \\ \hline \end{array}$$

90

$$\begin{array}{r} 121 \\ - 58 \\ \hline \end{array}$$

63

$$\begin{array}{r} 107 \\ - 62 \\ \hline \end{array}$$

45

$$\begin{array}{r} 154 \\ - 62 \\ \hline \end{array}$$

92

$$\begin{array}{r} 24 \\ - 7 \\ \hline \end{array}$$

17

$$\begin{array}{r} 163 \\ - 79 \\ \hline \end{array}$$

84

$$\begin{array}{r} 55 \\ - 26 \\ \hline \end{array}$$

29

$$\begin{array}{r} 85 \\ - 5 \\ \hline \end{array}$$

80

$$\begin{array}{r} 110 \\ - 22 \\ \hline \end{array}$$

88

$$\begin{array}{r} 51 \\ - 5 \\ \hline \end{array}$$

46

$$\begin{array}{r} 114 \\ - 57 \\ \hline \end{array}$$

57

$$\begin{array}{r} 63 \\ - 53 \\ \hline \end{array}$$

10

$$\begin{array}{r} 82 \\ - 65 \\ \hline \end{array}$$

17

$$\begin{array}{r} 103 \\ - 53 \\ \hline \end{array}$$

50

$$\begin{array}{r} 53 \\ - 5 \\ \hline \end{array}$$

48

$$\begin{array}{r} 87 \\ - 21 \\ \hline \end{array}$$

66

$$\begin{array}{r} 150 \\ - 59 \\ \hline \end{array}$$

91

$$\begin{array}{r} 112 \\ - 28 \\ \hline \end{array}$$

84

$$\begin{array}{r} 109 \\ - 69 \\ \hline \end{array}$$

40

$$\begin{array}{r} 89 \\ - 20 \\ \hline \end{array}$$

69

$$\begin{array}{r} 53 \\ - 20 \\ \hline \end{array}$$

33

$$\begin{array}{r} 107 \\ - 43 \\ \hline \end{array}$$

64

$$\begin{array}{r} 191 \\ - 97 \\ \hline \end{array}$$

94



Vous l'avez fait!
Résultats: ___ sur 25

SOUSTRACTION DE PÂQUES (1)

Suivez le Lapin de Pâques jusqu'à son panier. Calculez chaque réponse tout au long du trajectoire.



$$\begin{array}{r} 76 \\ - 54 \\ \hline \square \end{array} \longrightarrow \begin{array}{r} 179 \\ - 82 \\ \hline \square \end{array} \longrightarrow \begin{array}{r} 114 \\ - 40 \\ \hline \square \end{array}$$

$$\begin{array}{r} 43 \\ - 11 \\ \hline \square \end{array} \longleftarrow \begin{array}{r} 102 \\ - 30 \\ \hline \square \end{array} \longleftarrow \begin{array}{r} 116 \\ - 22 \\ \hline \square \end{array} \longleftarrow \begin{array}{r} 118 \\ - 75 \\ \hline \square \end{array}$$

$$\begin{array}{r} 43 \\ - 11 \\ \hline \square \end{array} \longrightarrow \begin{array}{r} 167 \\ - 94 \\ \hline \square \end{array} \longrightarrow \begin{array}{r} 106 \\ - 54 \\ \hline \square \end{array} \longrightarrow \begin{array}{r} 112 \\ - 27 \\ \hline \square \end{array}$$

$$\begin{array}{r} 131 \\ - 87 \\ \hline \square \end{array} \longleftarrow \begin{array}{r} 105 \\ - 25 \\ \hline \square \end{array} \longleftarrow \begin{array}{r} 41 \\ - 35 \\ \hline \square \end{array} \longleftarrow \begin{array}{r} 91 \\ - 31 \\ \hline \square \end{array}$$

$$\begin{array}{r} 157 \\ - 82 \\ \hline \square \end{array} \longrightarrow \begin{array}{r} 124 \\ - 39 \\ \hline \square \end{array} \longrightarrow \begin{array}{r} 130 \\ - 87 \\ \hline \square \end{array} \longrightarrow \begin{array}{r} 97 \\ - 81 \\ \hline \square \end{array}$$

$$\begin{array}{r} 54 \\ - 4 \\ \hline \square \end{array} \longleftarrow \begin{array}{r} 144 \\ - 52 \\ \hline \square \end{array} \longleftarrow \begin{array}{r} 123 \\ - 35 \\ \hline \square \end{array} \longleftarrow \begin{array}{r} 74 \\ - 24 \\ \hline \square \end{array}$$

$$\begin{array}{r} 168 \\ - 96 \\ \hline \square \end{array} \longrightarrow \begin{array}{r} 48 \\ - 23 \\ \hline \square \end{array}$$



Vous l'avez fait!
Résultats: ___ sur 25

SOUSTRACTION DE PÂQUES (1) RÉPONSES

Suivez le Lapin de Pâques jusqu'à son panier. Calculez chaque réponse tout au long du trajectoire.



$$\begin{array}{r} 76 \\ - 54 \\ \hline \end{array}$$

22

$$\begin{array}{r} 179 \\ - 82 \\ \hline \end{array}$$

97

$$\begin{array}{r} 114 \\ - 40 \\ \hline \end{array}$$

74

$$\begin{array}{r} 43 \\ - 11 \\ \hline \end{array}$$

32

$$\begin{array}{r} 102 \\ - 30 \\ \hline \end{array}$$

72

$$\begin{array}{r} 116 \\ - 22 \\ \hline \end{array}$$

94

$$\begin{array}{r} 118 \\ - 75 \\ \hline \end{array}$$

43

$$\begin{array}{r} 43 \\ - 11 \\ \hline \end{array}$$

32

$$\begin{array}{r} 167 \\ - 94 \\ \hline \end{array}$$

73

$$\begin{array}{r} 106 \\ - 54 \\ \hline \end{array}$$

52

$$\begin{array}{r} 112 \\ - 27 \\ \hline \end{array}$$

85

$$\begin{array}{r} 131 \\ - 87 \\ \hline \end{array}$$

44

$$\begin{array}{r} 105 \\ - 25 \\ \hline \end{array}$$

80

$$\begin{array}{r} 41 \\ - 35 \\ \hline \end{array}$$

6

$$\begin{array}{r} 91 \\ - 31 \\ \hline \end{array}$$

60

$$\begin{array}{r} 157 \\ - 82 \\ \hline \end{array}$$

75

$$\begin{array}{r} 124 \\ - 39 \\ \hline \end{array}$$

85

$$\begin{array}{r} 130 \\ - 87 \\ \hline \end{array}$$

43

$$\begin{array}{r} 97 \\ - 81 \\ \hline \end{array}$$

16

$$\begin{array}{r} 54 \\ - 4 \\ \hline \end{array}$$

50

$$\begin{array}{r} 144 \\ - 52 \\ \hline \end{array}$$

92

$$\begin{array}{r} 123 \\ - 35 \\ \hline \end{array}$$

88

$$\begin{array}{r} 74 \\ - 24 \\ \hline \end{array}$$

50

$$\begin{array}{r} 168 \\ - 96 \\ \hline \end{array}$$

72

$$\begin{array}{r} 48 \\ - 23 \\ \hline \end{array}$$

25



Vous l'avez fait!
Résultats: ___ sur 25

SOUSTRACTION DE PÂQUES (1)

Suivez le Lapin de Pâques jusqu'à son panier. Calculez chaque réponse tout au long du trajectoire.



$$\begin{array}{r} 110 \\ - 60 \\ \hline \square \end{array} \quad \dots \rightarrow \quad \begin{array}{r} 135 \\ - 94 \\ \hline \square \end{array} \quad \dots \rightarrow \quad \begin{array}{r} 86 \\ - 55 \\ \hline \square \end{array}$$

$$\begin{array}{r} 60 \\ - 8 \\ \hline \square \end{array} \quad \leftarrow \dots \quad \begin{array}{r} 113 \\ - 51 \\ \hline \square \end{array} \quad \leftarrow \dots \quad \begin{array}{r} 105 \\ - 80 \\ \hline \square \end{array} \quad \leftarrow \dots \quad \begin{array}{r} 97 \\ - 57 \\ \hline \square \end{array}$$

$$\begin{array}{r} 165 \\ - 75 \\ \hline \square \end{array} \quad \dots \rightarrow \quad \begin{array}{r} 168 \\ - 94 \\ \hline \square \end{array} \quad \dots \rightarrow \quad \begin{array}{r} 161 \\ - 83 \\ \hline \square \end{array} \quad \dots \rightarrow \quad \begin{array}{r} 114 \\ - 75 \\ \hline \square \end{array}$$

$$\begin{array}{r} 162 \\ - 96 \\ \hline \square \end{array} \quad \leftarrow \dots \quad \begin{array}{r} 87 \\ - 8 \\ \hline \square \end{array} \quad \leftarrow \dots \quad \begin{array}{r} 13 \\ - 1 \\ \hline \square \end{array} \quad \leftarrow \dots \quad \begin{array}{r} 73 \\ - 3 \\ \hline \square \end{array}$$

$$\begin{array}{r} 123 \\ - 26 \\ \hline \square \end{array} \quad \dots \rightarrow \quad \begin{array}{r} 164 \\ - 72 \\ \hline \square \end{array} \quad \dots \rightarrow \quad \begin{array}{r} 54 \\ - 32 \\ \hline \square \end{array} \quad \dots \rightarrow \quad \begin{array}{r} 116 \\ - 97 \\ \hline \square \end{array}$$

$$\begin{array}{r} 152 \\ - 56 \\ \hline \square \end{array} \quad \leftarrow \dots \quad \begin{array}{r} 165 \\ - 87 \\ \hline \square \end{array} \quad \leftarrow \dots \quad \begin{array}{r} 122 \\ - 85 \\ \hline \square \end{array} \quad \leftarrow \dots \quad \begin{array}{r} 136 \\ - 62 \\ \hline \square \end{array}$$

$$\begin{array}{r} 56 \\ - 39 \\ \hline \square \end{array} \quad \dots \rightarrow \quad \begin{array}{r} 129 \\ - 31 \\ \hline \square \end{array} \quad \dots \rightarrow$$



Vous l'avez fait!
Résultats: ___ sur 25

SOUSTRACTION DE PÂQUES (1) RÉPONSES

Suivez le Lapin de Pâques jusqu'à son panier. Calculez chaque réponse tout au long du trajectoire.



110
- 60
50

135
- 94
41

86
- 55
31

60
- 8
52

113
- 51
62

105
- 80
25

97
- 57
40

165
- 75
90

168
- 94
74

161
- 83
78

114
- 75
39

162
- 96
66

87
- 8
79

13
- 1
12

73
- 3
70

123
- 26
97

164
- 72
92

54
- 32
22

116
- 97
19

152
- 56
96

165
- 87
78

122
- 85
37

136
- 62
74

56
- 39
17

129
- 31
98

Vous l'avez fait!
Résultats: ___ sur 25