



# Patrons de Noël (H)

Nom: \_\_\_\_\_

Date: \_\_\_\_\_

Coupez et collez le prochain patron qui devrait apparaître dans la suite.


1.




2.




3.




4.



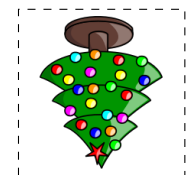
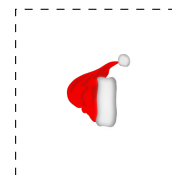
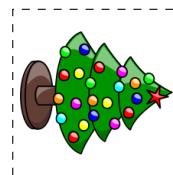
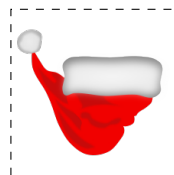

5.



6.



À découper



Images provenant d'Openclipart.org

AlathsLibres.com vous souhaite un Joyeux Noël!

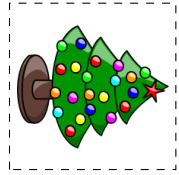

# Patrons de Noël (H) Réponses

Nom: \_\_\_\_\_

Date: \_\_\_\_\_

Coupez et collez le prochain patron qui devrait apparaître dans la suite.


1.



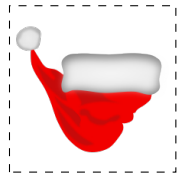
2.



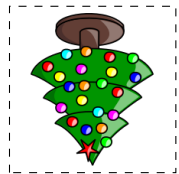
3.



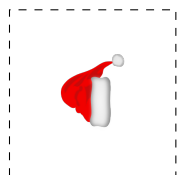
4.



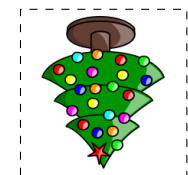
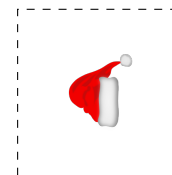
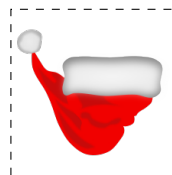

5.



6.



À découper



Images provenant d'Openclipart.org

AlathsLibres.com vous souhaite un Joyeux Noël!