


Patrons de Noël (6)

Nom: _____


Date: _____

Coupez et collez le prochain patron qui devrait apparaître dans la suite.


1.



2.



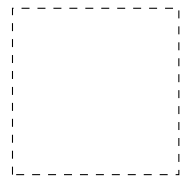
3.




4.







5.



6.



À découper



Images provenant d'Openclipart.org

AlathsLibres.com vous souhaite un Joyeux Noël!

Patrons de Noël (6) Réponses

Nom: _____

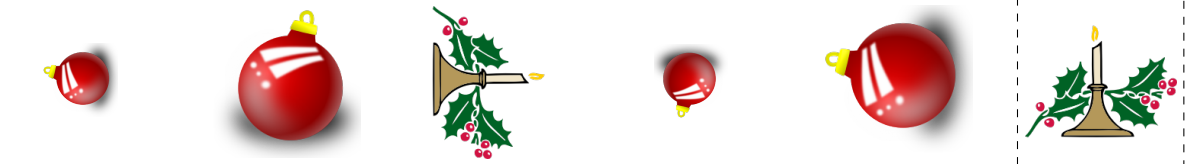
Date: _____

Coupez et collez le prochain patron qui devrait apparaître dans la suite.

1.



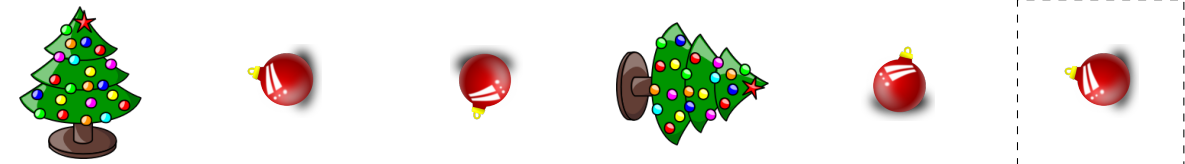
2.



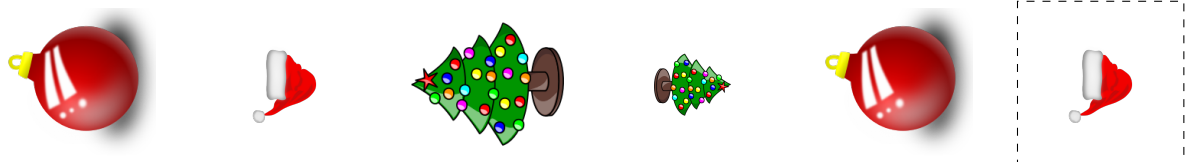
3.



4.



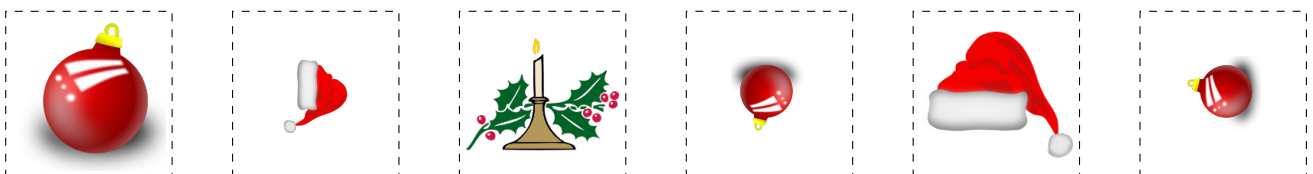
5.



6.



À découper



Images provenant d'Openclipart.org

AlathsLibres.com vous souhaite un Joyeux Noël!