


# Motifs de la Saint-Patrick (F)

Coupez et collez le prochain objet qui devrait apparaître dans la suite.



1.




2.




3.



4.



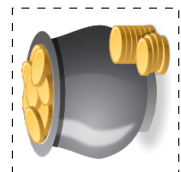
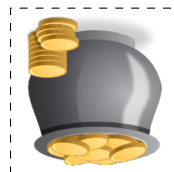
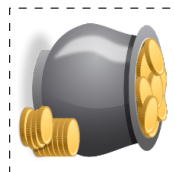
5.



6.



À découper




Images provenant de [Openclipart.org](https://openclipart.org/)

MathsLibres.com vous souhaite une heureuse Saint-Patrick!

# Motifs de la Saint-Patrick (F) Réponses

Coupez et collez le prochain objet qui devrait apparaître dans la suite.


1.




2.




3.



4.




5.



6.



À découper



Images provenant de [Openclipart.org](http://Openclipart.org)

MathsLibres.com vous souhaite une heureuse Saint-Patrick!