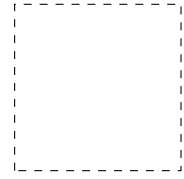




# Motifs de la Fête du Nunavut (G)

Coupez et collez le prochain objet qui devrait apparaître dans la suite.

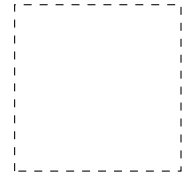
1.



2.



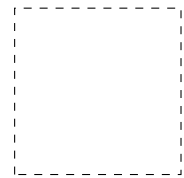
3.



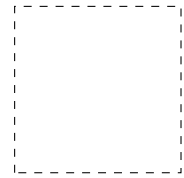
4.





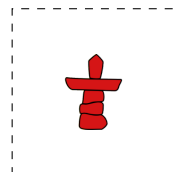

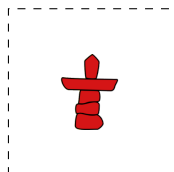

5.



6.



À découper




Images provenant de OpenClipart.org et Aldo.


# Motifs de la Fête du Nunavut (G) Réponses

Coupez et collez le prochain objet qui devrait apparaître dans la suite.

1.




2.



3.




4.



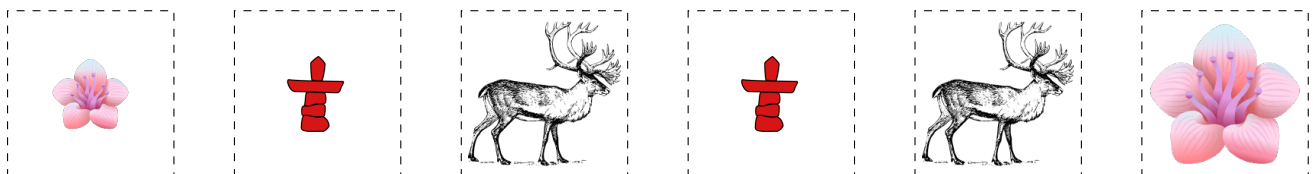
5.



6.



À découper



Images provenant de OpenClipart.org et Aldo.