MOTIFS D'HALLOWEEN (A)

Coupez et collez le prochain object qui devrait apparaître dans la suite.

1.

2.

3.

4.

5.

6.

À découper

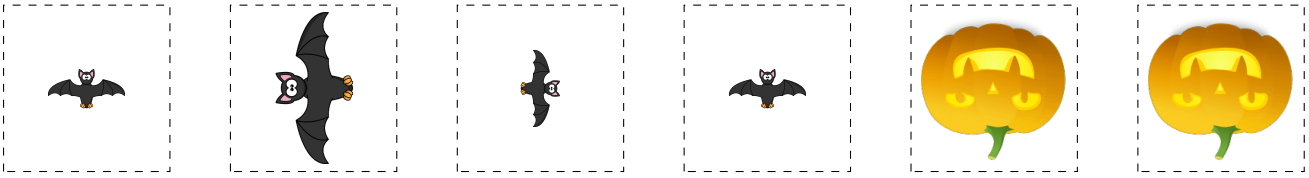

Images provenantes Openclipart.org

JOYEUSE HALLOWEEN DE LA PART DE MATHSLIBRES.COM!

MOTIFS D'HALLOWEEN (A) RÉPONSES

Coupez et collez le prochain object qui devrait apparaître dans la suite.

1.

2.



3.

4.

5.

6.

À découper

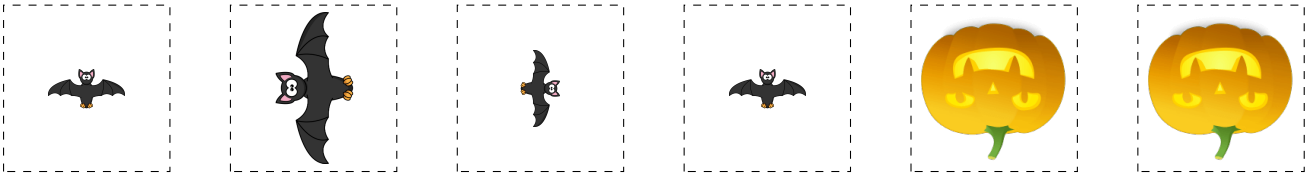

Images provenantes Openclipart.org

JOYEUSE HALLOWEEN DE LA PART DE MATHSLIBRES.COM!

MOTIFS D'HALLOWEEN (B)

Coupez et collez le prochain object qui devrait apparaître dans la suite.

1.



2.



3.

4.

5.



6.

À découper

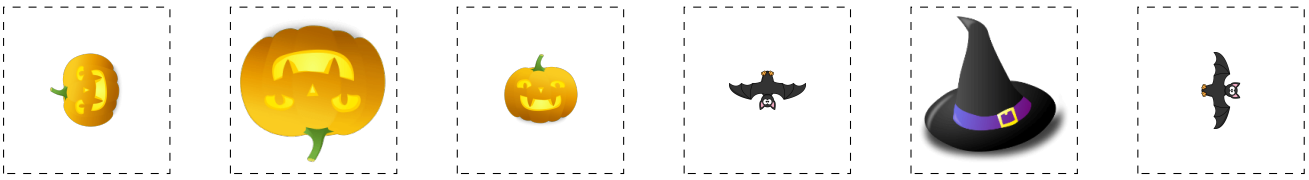

Images provenantes Openclipart.org

JOYEUSE HALLOWEEN DE LA PART DE MATHSLIBRES.COM!

MOTIFS D'HALLOWEEN (B) RÉPONSES

Coupez et collez le prochain object qui devrait apparaître dans la suite.

1.



2.



3.

4.

5.



6.

À découper

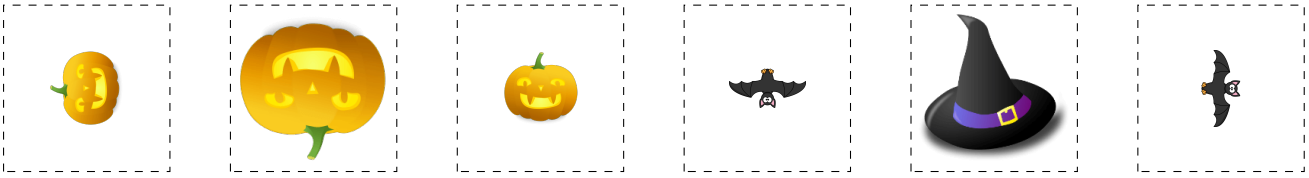

Images provenantes Openclipart.org

JOYEUSE HALLOWEEN DE LA PART DE MATHSLIBRES.COM!

MOTIFS D'HALLOWEEN (C)

Coupez et collez le prochain object qui devrait apparaître dans la suite.

1.

2.



3.



4.



5.



6.

À découper



Images provenantes Openclipart.org

JOYEUSE HALLOWEEN DE LA PART DE MATHSLIBRES.COM!

MOTIFS D'HALLOWEEN (C) R PONSES

Coupez et collez le prochain object qui devrait apparaître dans la suite.

1.

2.



3.



4.



5.



6.

À découper



Images provenantes Openclipart.org

JOYEUSE HALLOWEEN DE LA PART DE MATHSLIBRES.COM!

MOTIFS D'HALLOWEEN (D)

Coupez et collez le prochain object qui devrait apparaître dans la suite.

1.

2.



3.

4.

5.

6.

À découper

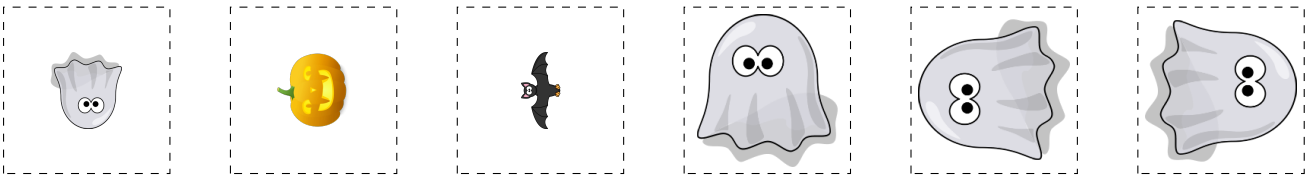

Images provenantes Openclipart.org

JOYEUSE HALLOWEEN DE LA PART DE MATHSLIBRES.COM!

MOTIFS D'HALLOWEEN (D) RÉPONSES

Coupez et collez le prochain object qui devrait apparaître dans la suite.

1.

2.



3.

4.

5.

6.

À découper

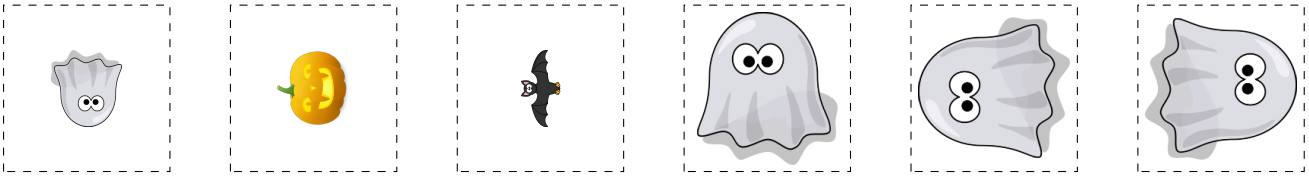

Images provenantes Openclipart.org

JOYEUSE HALLOWEEN DE LA PART DE MATHSLIBRES.COM!

MOTIFS D'HALLOWEEN (E)

Coupez et collez le prochain object qui devrait apparaître dans la suite.

1.

2.

3.

4.



5.

6.

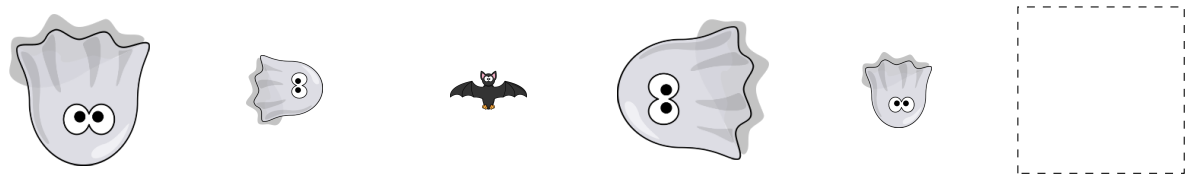

À découper

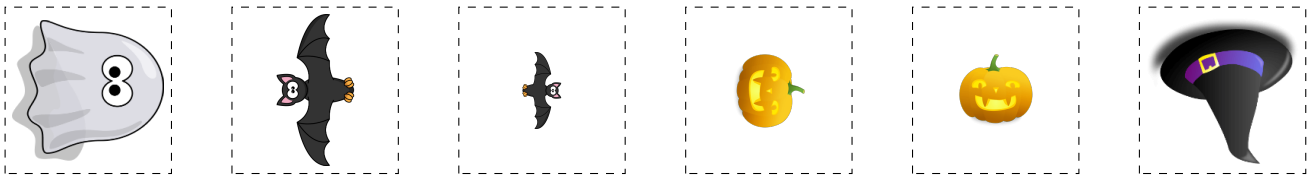

Images provenantes Openclipart.org

JOYEUSE HALLOWEEN DE LA PART DE MATHSLIBRES.COM!

MOTIFS D'HALLOWEEN (E) RÉPONSES

Coupez et collez le prochain object qui devrait apparaître dans la suite.

1.

2.

3.

4.



5.

6.

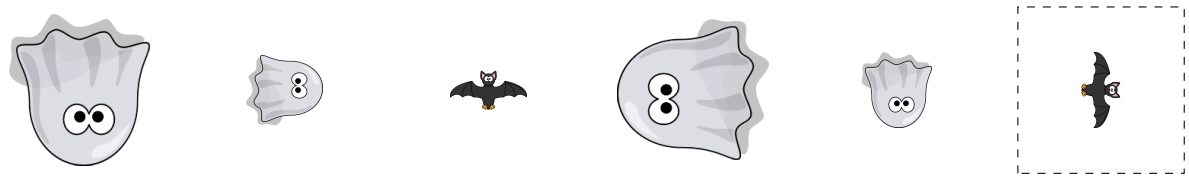

À découper

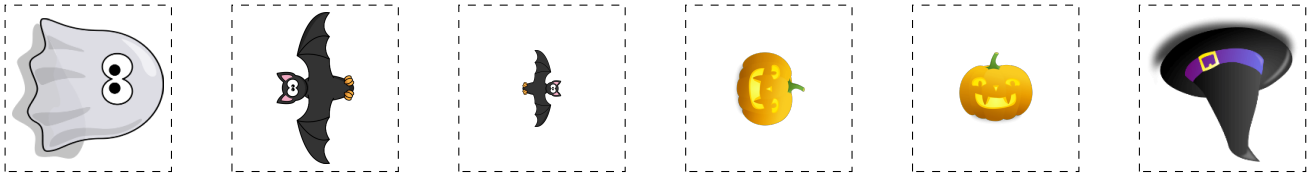

Images provenantes Openclipart.org

JOYEUSE HALLOWEEN DE LA PART DE MATHSLIBRES.COM!

MOTIFS D'HALLOWEEN (F)

Coupez et collez le prochain object qui devrait apparaître dans la suite.

1.



2.

3.

4.

5.



6.

À découper

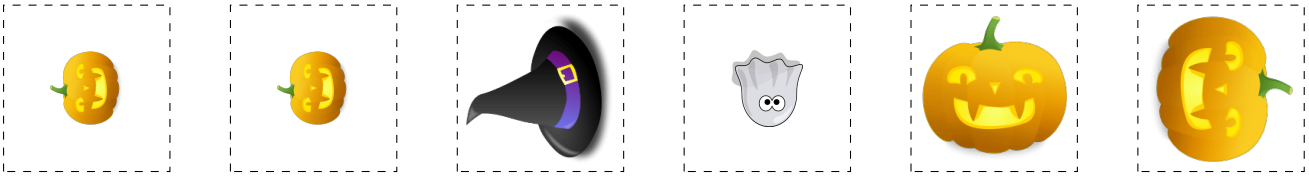

Images provenantes Openclipart.org

JOYEUSE HALLOWEEN DE LA PART DE MATHSLIBRES.COM!

MOTIFS D'HALLOWEEN (F) RÉPONSES

Coupez et collez le prochain object qui devrait apparaître dans la suite.

1.



2.

3.

4.

5.



6.

À découper

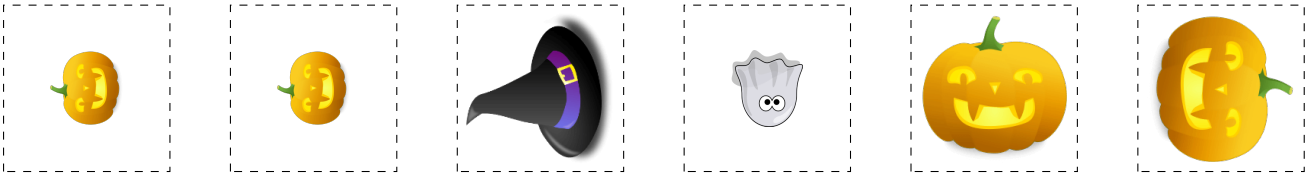

Images provenantes Openclipart.org

JOYEUSE HALLOWEEN DE LA PART DE MATHSLIBRES.COM!

MOTIFS D'HALLOWEEN (G)

Coupez et collez le prochain object qui devrait apparaître dans la suite.

1.



2.



3.

4.

5.

6.

À découper

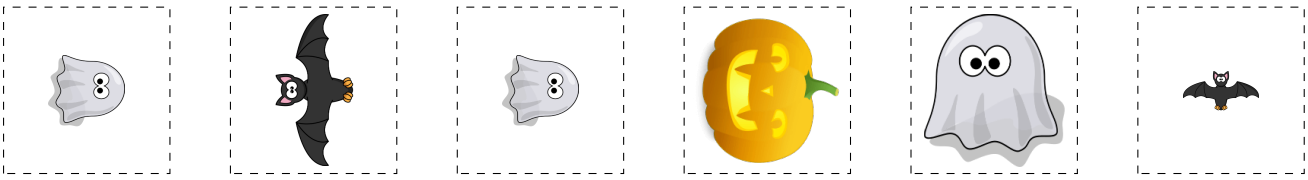

Images provenantes Openclipart.org

JOYEUSE HALLOWEEN DE LA PART DE MATHSLIBRES.COM!

MOTIFS D'HALLOWEEN (G) RÉPONSES

Coupez et collez le prochain object qui devrait apparaître dans la suite.

1.



2.



3.



4.

5.

6.

À découper

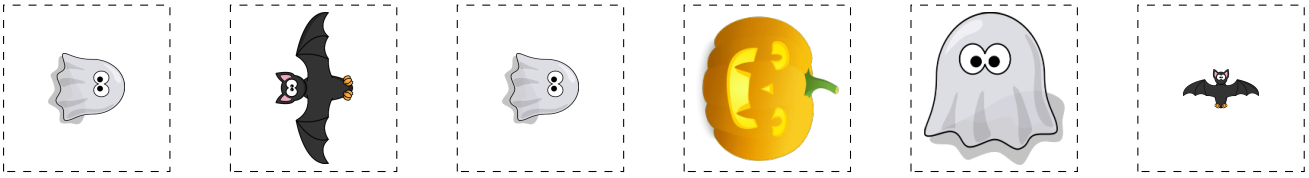

Images provenantes Openclipart.org

JOYEUSE HALLOWEEN DE LA PART DE MATHSLIBRES.COM!

MOTIFS D'HALLOWEEN (H)

Coupez et collez le prochain object qui devrait apparaître dans la suite.

1.

2.

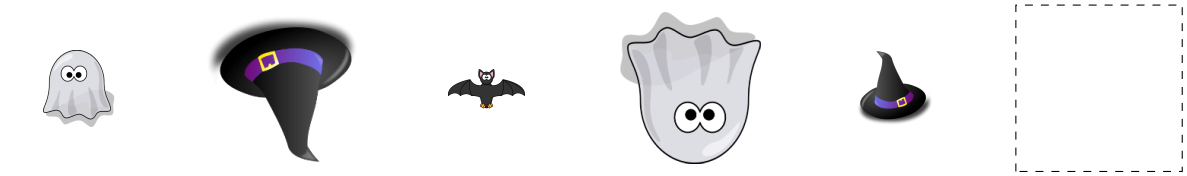

3.

4.

5.

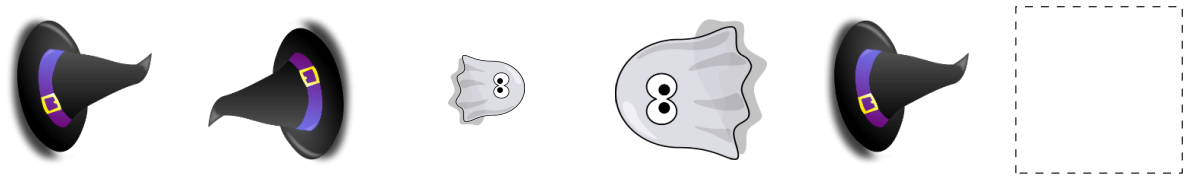

6.



À découper

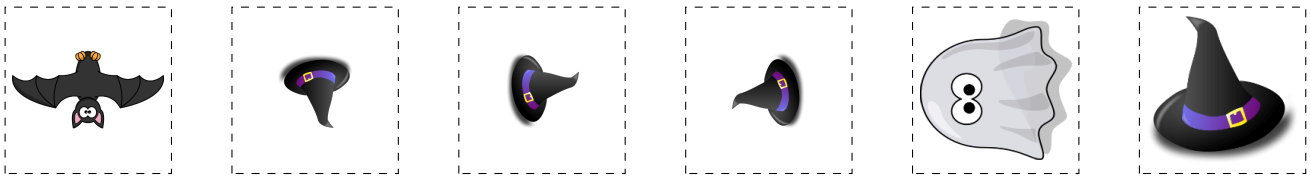

Images provenantes Openclipart.org

JOYEUSE HALLOWEEN DE LA PART DE MATHSLIBRES.COM!

MOTIFS D'HALLOWEEN (H) RÉPONSES

Coupez et collez le prochain object qui devrait apparaître dans la suite.

1.

2.

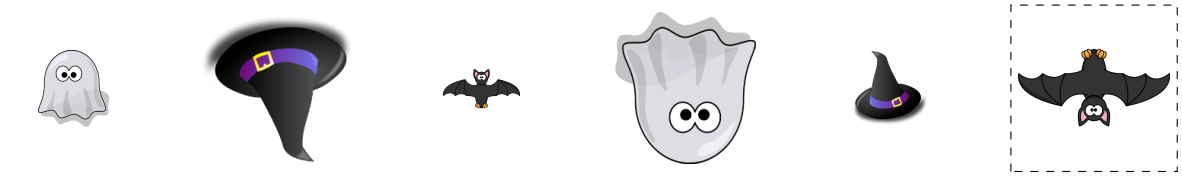

3.



4.

5.

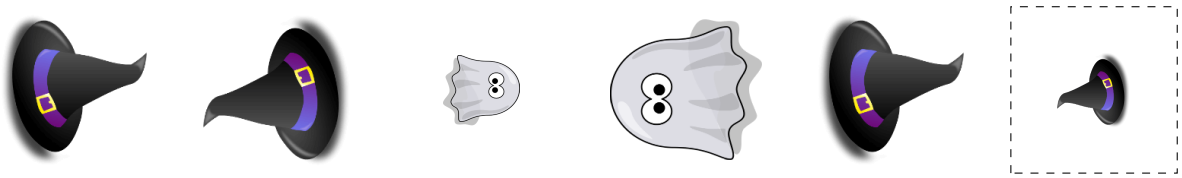

6.

À découper

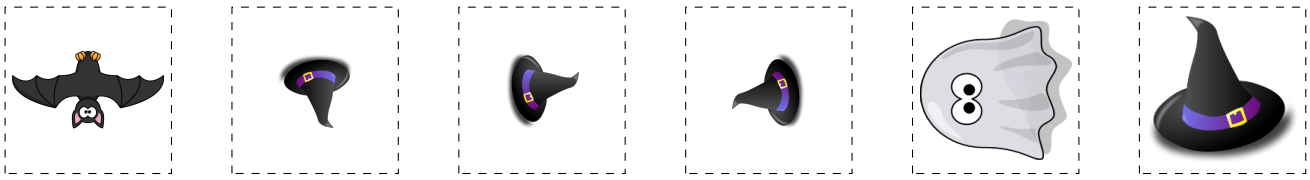

Images provenantes Openclipart.org

JOYEUSE HALLOWEEN DE LA PART DE MATHSLIBRES.COM!

MOTIFS D'HALLOWEEN (I)

Coupez et collez le prochain object qui devrait apparaître dans la suite.

1.

2.

3.

4.

5.

6.



À découper

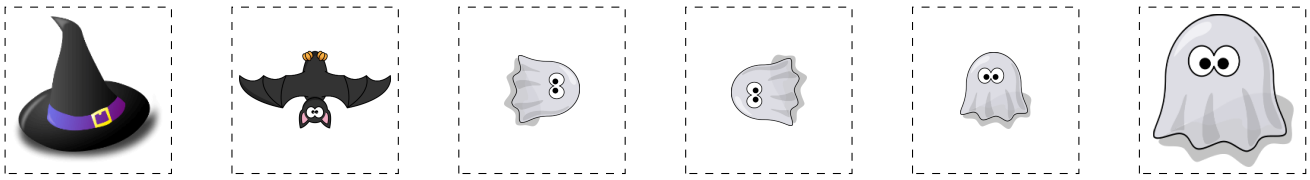

Images provenantes Openclipart.org

JOYEUSE HALLOWEEN DE LA PART DE MATHSLIBRES.COM!

MOTIFS D'HALLOWEEN (1) RÉPONSES

Coupez et collez le prochain object qui devrait apparaître dans la suite.

1.

2.

3.

4.

5.

6.



À découper

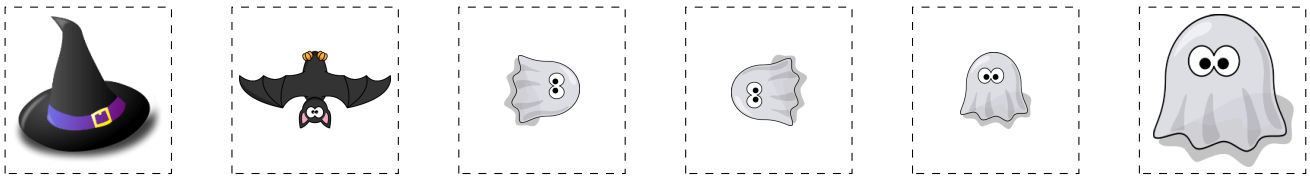

Images provenantes Openclipart.org

JOYEUSE HALLOWEEN DE LA PART DE MATHSLIBRES.COM!

MOTIFS D'HALLOWEEN (J)

Coupez et collez le prochain object qui devrait apparaître dans la suite.

1.

2.



3.

4.



5.

6.

À découper

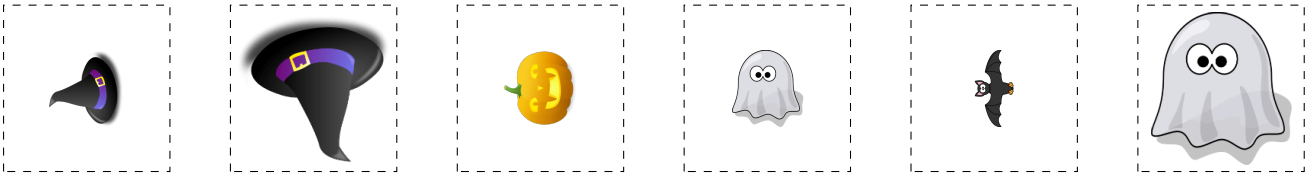

Images provenantes Openclipart.org

JOYEUSE HALLOWEEN DE LA PART DE MATHSLIBRES.COM!

MOTIFS D'HALLOWEEN (J) RÉPONSES

Coupez et collez le prochain object qui devrait apparaître dans la suite.

1.

2.



3.

4.



5.

6.

À découper

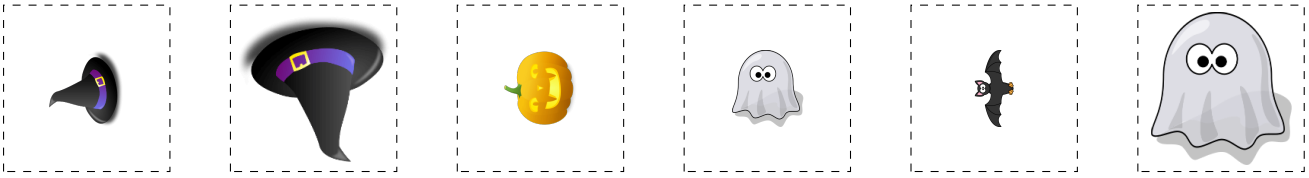

Images provenantes Openclipart.org

JOYEUSE HALLOWEEN DE LA PART DE MATHSLIBRES.COM!