

MOTIFS D'HALLOWEEN (B)

Coupez et collez le prochain objet qui devrait apparaître dans la suite.

1.



2.



3.



4.



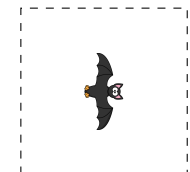
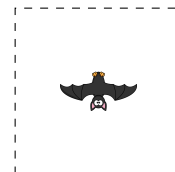
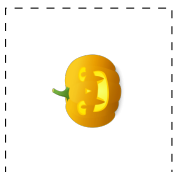
5.



6.



À découper



Images provenant de Openclipart.org

JOYEUSE HALLOWEEN DE LA PART DE MATHSLIBRES.COM!

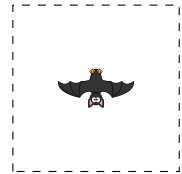
MOTIFS D'HALLOWEEN (B) R PONSES

Coupez et collez le prochain objet qui devrait apparaître dans la suite.


1.



2.



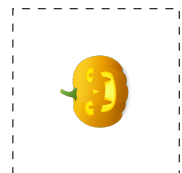
3.



4.



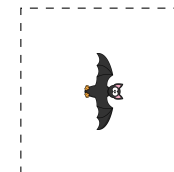
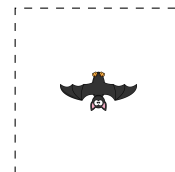
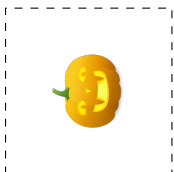
5.



6.



À découper



Images provenant de Openclipart.org

JOYEUSE HALLOWEEN DE LA PART DE MATHSLIBRES.COM!