



MOTIFS D'HALLOWEEN (C)

Coupez et collez le prochain objet qui devrait apparaître dans la suite.

1.



2.



3.




4.



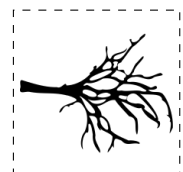

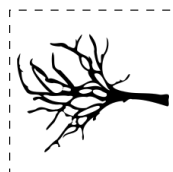


5.



6.



À découper



Images provenant de Openclipart.org

JOYEUSE HALLOWEEN DE LA PART DE MATHSLIBRES.COM!




MOTIFS D'HALLOWEEN (C) R PONSES

Coupez et collez le prochain objet qui devrait apparaître dans la suite.

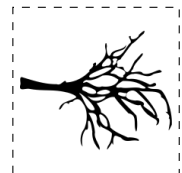
1.




2.



3.





4.



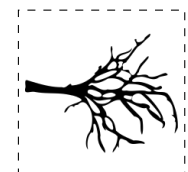

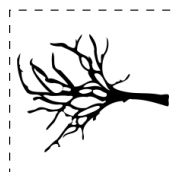


5.



6.



À découper



Images provenant de Openclipart.org

JOYEUSE HALLOWEEN DE LA PART DE MATHSLIBRES.COM!