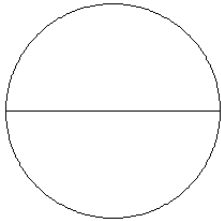


Modèles de Fractions (A)

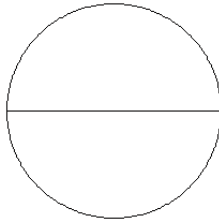
Pour chaque modèle, colorez la portion du cercle représentée par la fraction associée.

1.



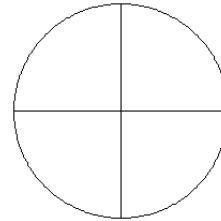
$$\frac{2}{2}$$

2.



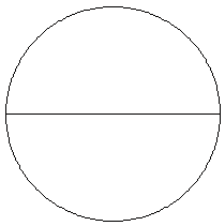
$$\frac{1}{2}$$

3.



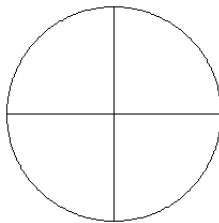
$$\frac{3}{4}$$

4.



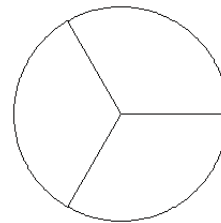
$$\frac{1}{2}$$

5.



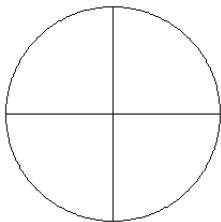
$$\frac{2}{4}$$

6.



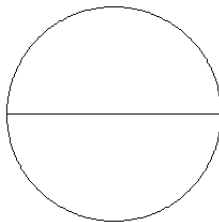
$$\frac{2}{3}$$

7.



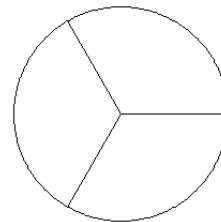
$$\frac{1}{4}$$

8.



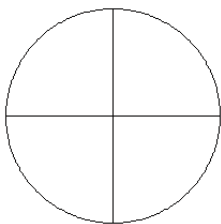
$$\frac{2}{2}$$

9.



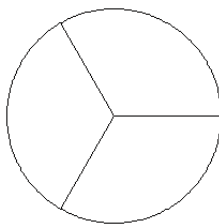
$$\frac{2}{3}$$

10.



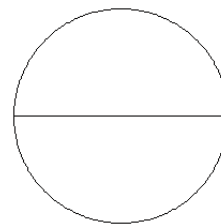
$$\frac{3}{4}$$

11.



$$\frac{1}{3}$$

12.

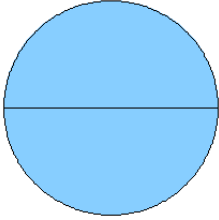


$$\frac{0}{2}$$

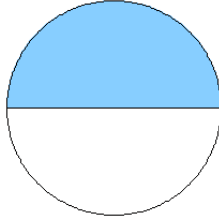
Modèles de Fractions (A) Solutions

Pour chaque modèle, colorez la portion du cercle représentée par la fraction associée.

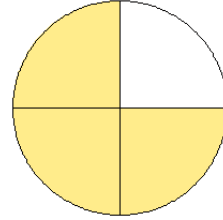
1.



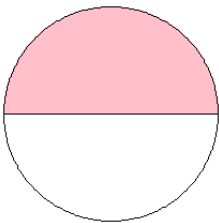
2.



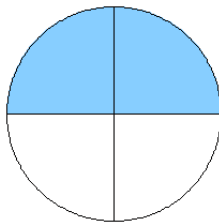
3.



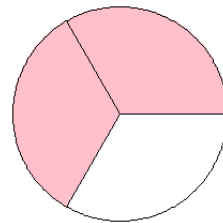
4.



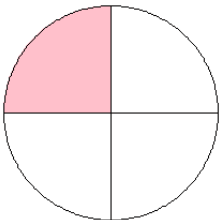
5.



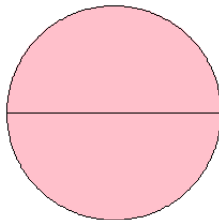
6.



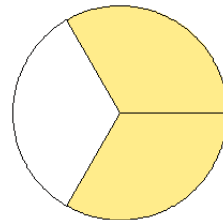
7.



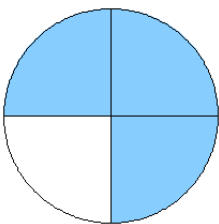
8.



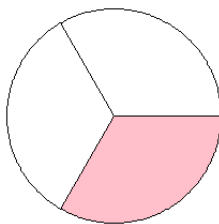
9.



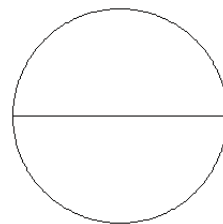
10.



11.



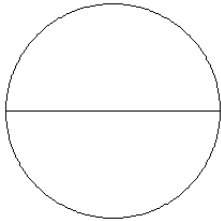
12.



Modèles de Fractions (B)

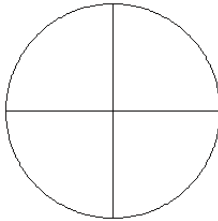
Pour chaque modèle, colorez la portion du cercle représentée par la fraction associée.

1.



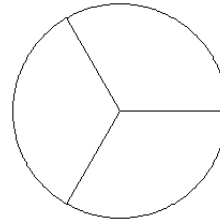
$$\frac{1}{2}$$

2.



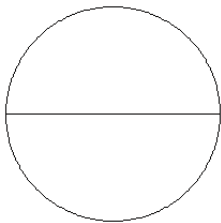
$$\frac{2}{4}$$

3.



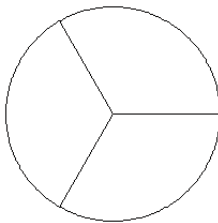
$$\frac{2}{3}$$

4.



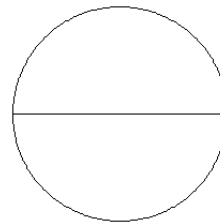
$$\frac{2}{2}$$

5.



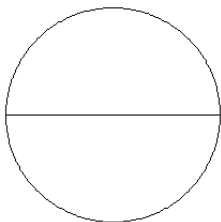
$$\frac{2}{3}$$

6.



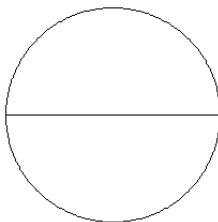
$$\frac{1}{2}$$

7.



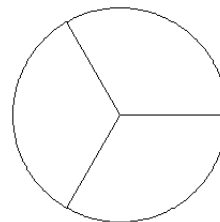
$$\frac{1}{2}$$

8.



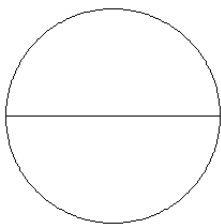
$$\frac{1}{2}$$

9.



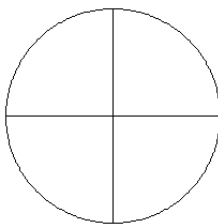
$$\frac{3}{3}$$

10.



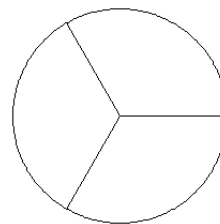
$$\frac{1}{2}$$

11.



$$\frac{3}{4}$$

12.

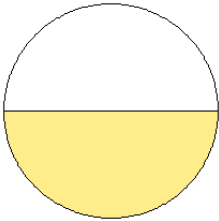


$$\frac{1}{3}$$

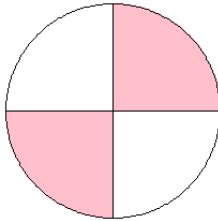
Modèles de Fractions (B) Solutions

Pour chaque modèle, colorez la portion du cercle représentée par la fraction associée.

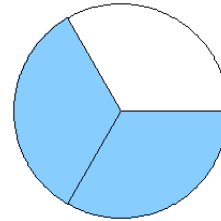
1.



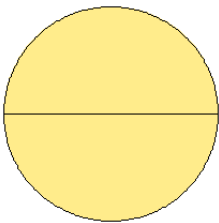
2.



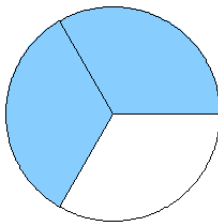
3.



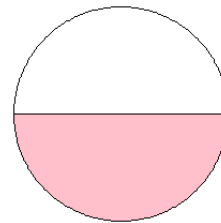
4.



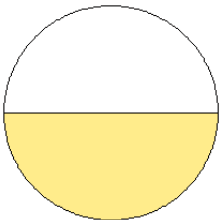
5.



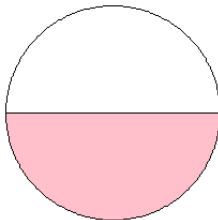
6.



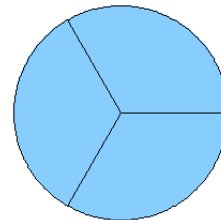
7.



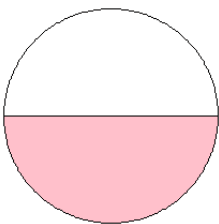
8.



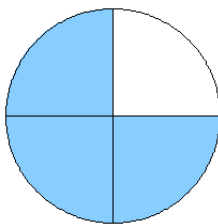
9.



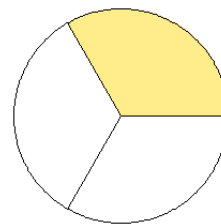
10.



11.



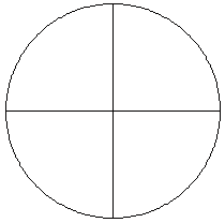
12.



Modèles de Fractions (C)

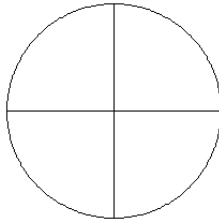
Pour chaque modèle, colorez la portion du cercle représentée par la fraction associée.

1.



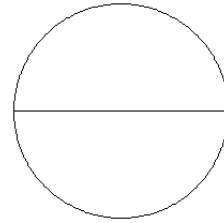
$$\frac{2}{4}$$

2.



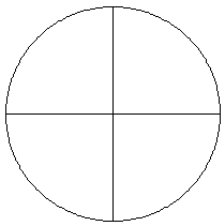
$$\frac{2}{4}$$

3.



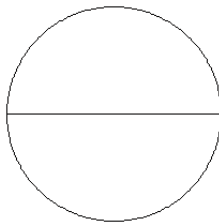
$$\frac{1}{2}$$

4.



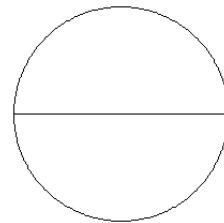
$$\frac{1}{4}$$

5.



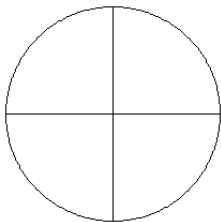
$$\frac{0}{2}$$

6.



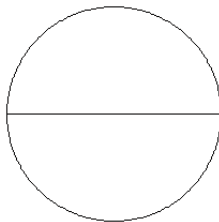
$$\frac{1}{2}$$

7.



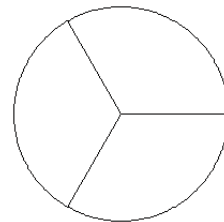
$$\frac{2}{4}$$

8.



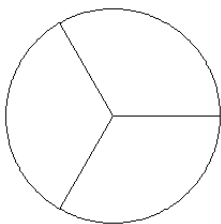
$$\frac{1}{2}$$

9.



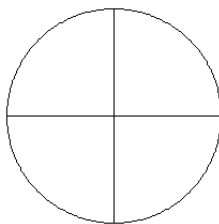
$$\frac{3}{3}$$

10.



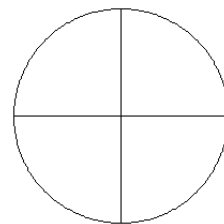
$$\frac{2}{3}$$

11.



$$\frac{3}{4}$$

12.

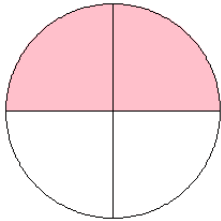


$$\frac{2}{4}$$

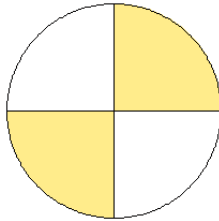
Modèles de Fractions (C) Solutions

Pour chaque modèle, colorez la portion du cercle représentée par la fraction associée.

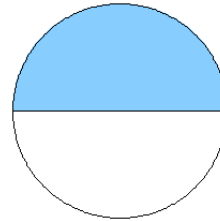
1.



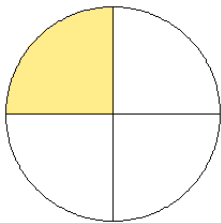
2.



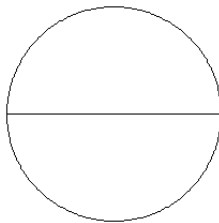
3.



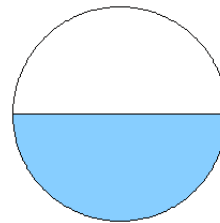
4.



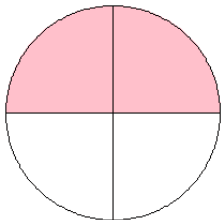
5.



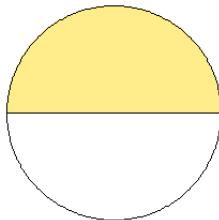
6.



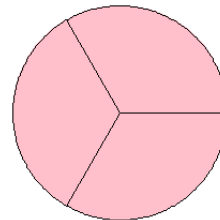
7.



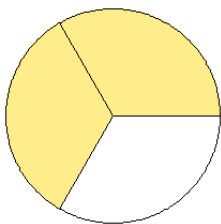
8.



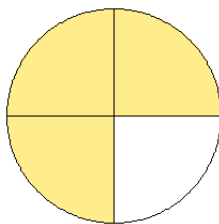
9.



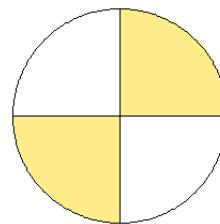
10.



11.



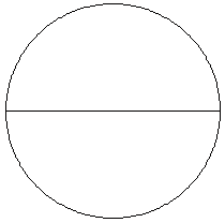
12.



Modèles de Fractions (D)

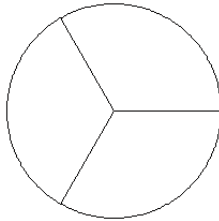
Pour chaque modèle, colorez la portion du cercle représentée par la fraction associée.

1.



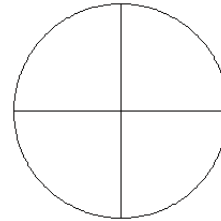
$$\frac{1}{2}$$

2.



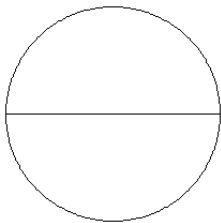
$$\frac{2}{3}$$

3.



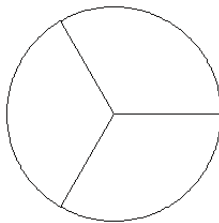
$$\frac{2}{4}$$

4.



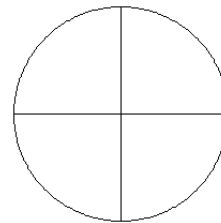
$$\frac{0}{2}$$

5.



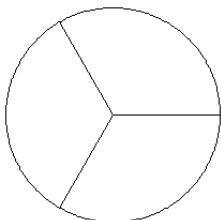
$$\frac{1}{3}$$

6.



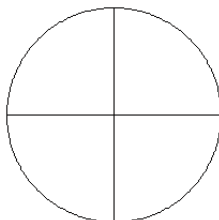
$$\frac{3}{4}$$

7.



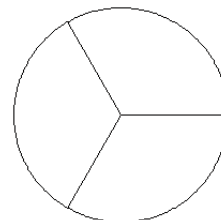
$$\frac{0}{3}$$

8.



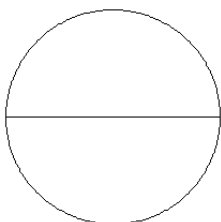
$$\frac{3}{4}$$

9.



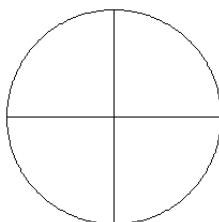
$$\frac{0}{3}$$

10.



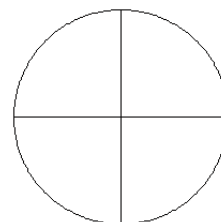
$$\frac{2}{2}$$

11.



$$\frac{1}{4}$$

12.

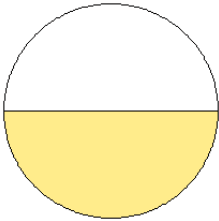


$$\frac{0}{4}$$

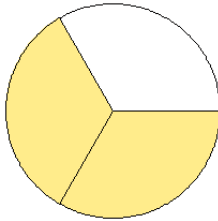
Modèles de Fractions (D) Solutions

Pour chaque modèle, colorez la portion du cercle représentée par la fraction associée.

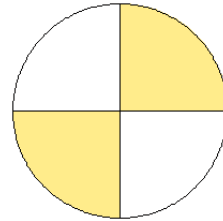
1.



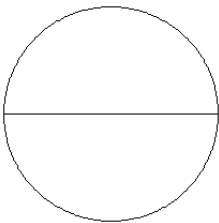
2.



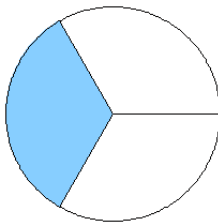
3.



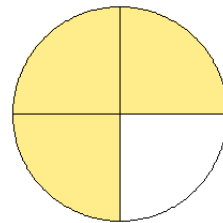
4.



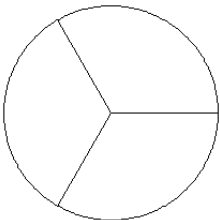
5.



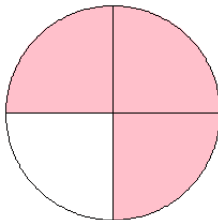
6.



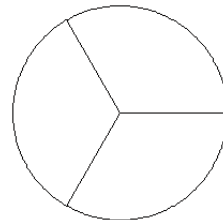
7.




8.



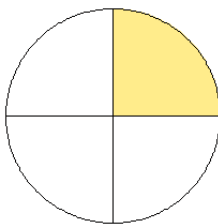
9.



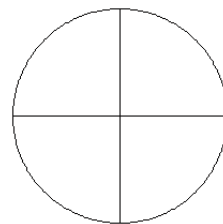
10.



11.



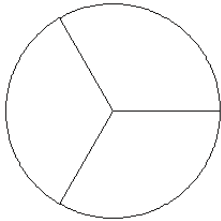
12.



Modèles de Fractions (E)

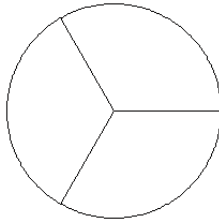
Pour chaque modèle, colorez la portion du cercle représentée par la fraction associée.

1.



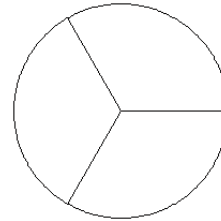
$$\frac{1}{3}$$

2.



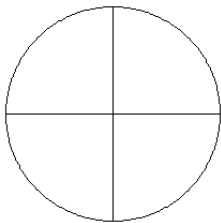
$$\frac{1}{3}$$

3.



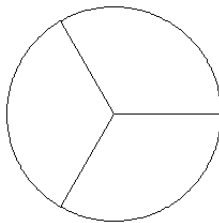
$$\frac{1}{3}$$

4.



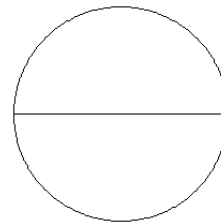
$$\frac{3}{4}$$

5.



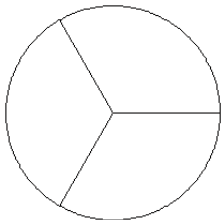
$$\frac{1}{3}$$

6.



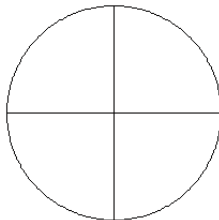
$$\frac{2}{2}$$

7.



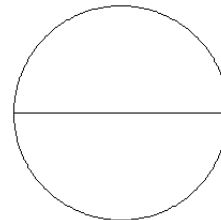
$$\frac{0}{3}$$

8.



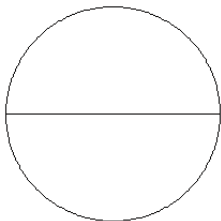
$$\frac{2}{4}$$

9.



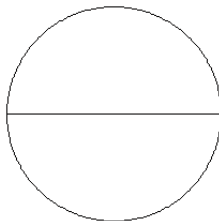
$$\frac{1}{2}$$

10.



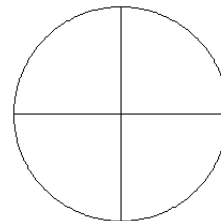
$$\frac{0}{2}$$

11.



$$\frac{2}{2}$$

12.

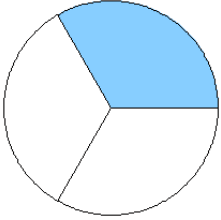


$$\frac{0}{4}$$

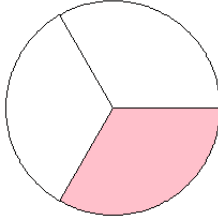
Modèles de Fractions (E) Solutions

Pour chaque modèle, colorez la portion du cercle représentée par la fraction associée.

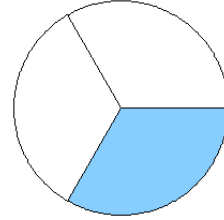
1.



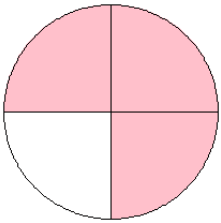
2.



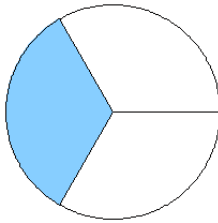
3.




4.



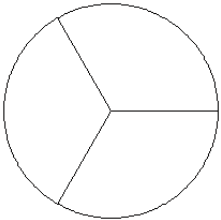
5.



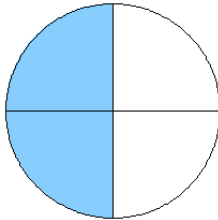
6.



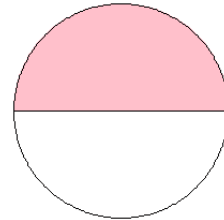
7.



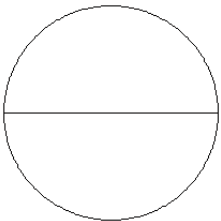
8.



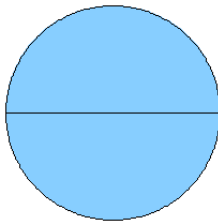
9.



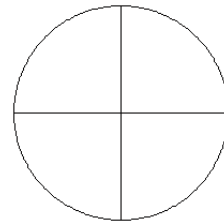
10.



11.



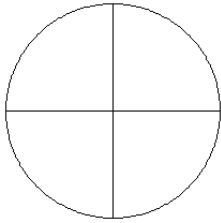
12.



Modèles de Fractions (F)

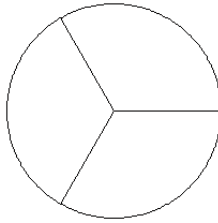
Pour chaque modèle, colorez la portion du cercle représentée par la fraction associée.

1.



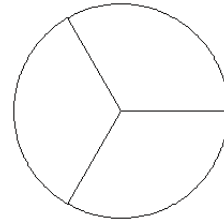
$\frac{4}{4}$

2.



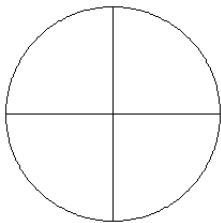
$\frac{1}{3}$

3.



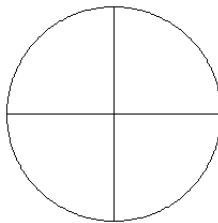
$\frac{2}{3}$

4.



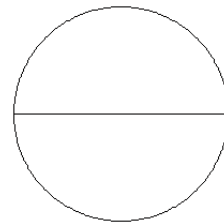
$\frac{1}{4}$

5.



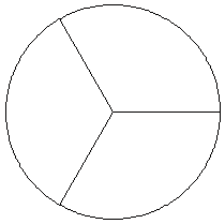
$\frac{3}{4}$

6.



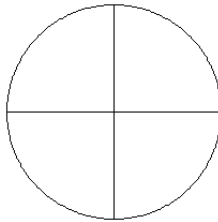
$\frac{1}{2}$

7.



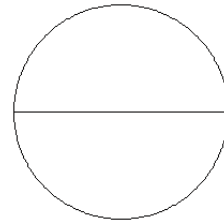
$\frac{1}{3}$

8.



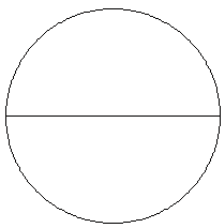
$\frac{1}{4}$

9.



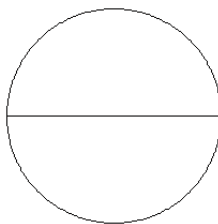
$\frac{0}{2}$

10.



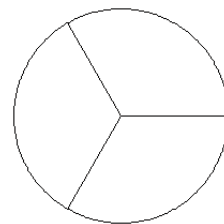
$\frac{0}{2}$

11.



$\frac{1}{2}$

12.

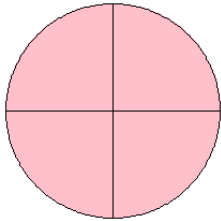


$\frac{1}{3}$

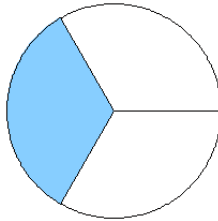
Modèles de Fractions (F) Solutions

Pour chaque modèle, colorez la portion du cercle représentée par la fraction associée.

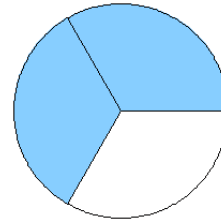
1.



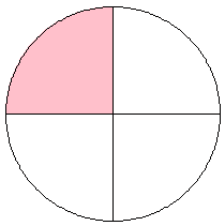
2.



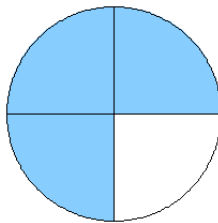
3.



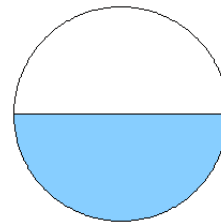
4.



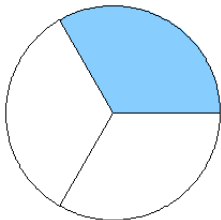
5.



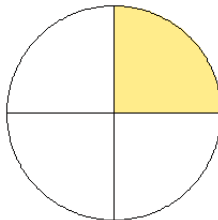
6.



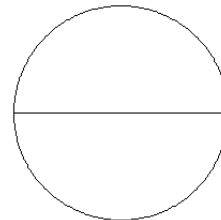
7.



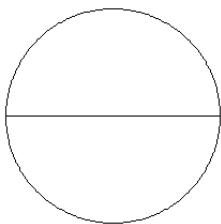
8.



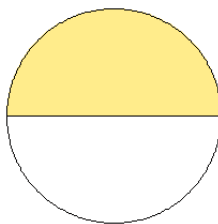
9.



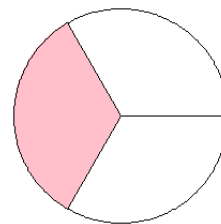
10.



11.



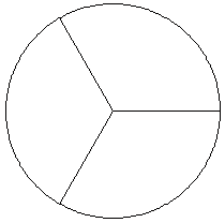
12.



Modèles de Fractions (G)

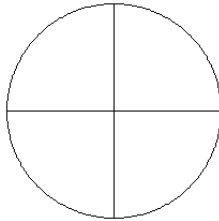
Pour chaque modèle, colorez la portion du cercle représentée par la fraction associée.

1.



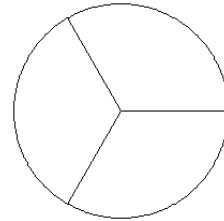
$\frac{2}{3}$

2.



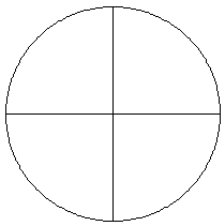
$\frac{2}{4}$

3.



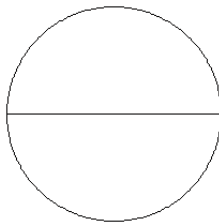
$\frac{0}{3}$

4.



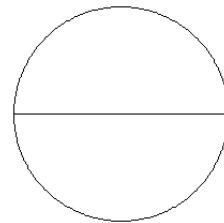
$\frac{0}{4}$

5.



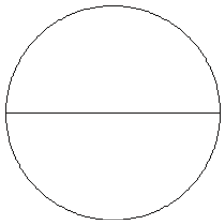
$\frac{1}{2}$

6.



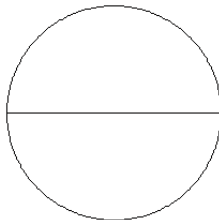
$\frac{1}{2}$

7.



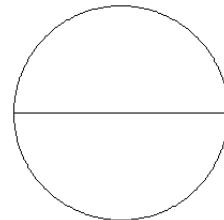
$\frac{0}{2}$

8.



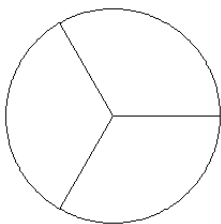
$\frac{2}{2}$

9.



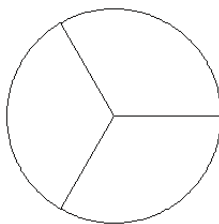
$\frac{0}{2}$

10.



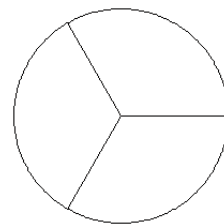
$\frac{2}{3}$

11.



$\frac{2}{3}$

12.

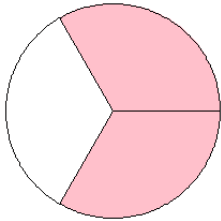


$\frac{0}{3}$

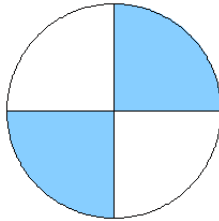
Modèles de Fractions (G) Solutions

Pour chaque modèle, colorez la portion du cercle représentée par la fraction associée.

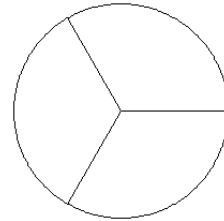
1.



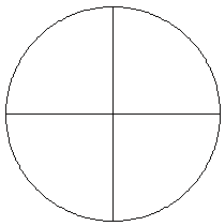
2.



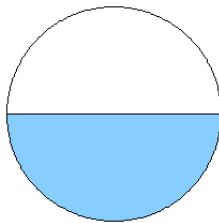
3.



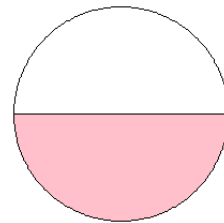
4.



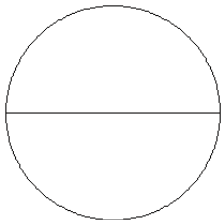
5.



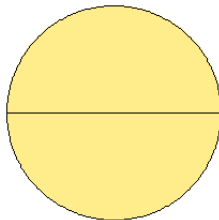
6.



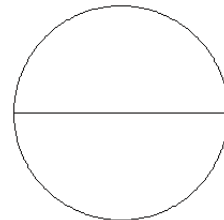
7.



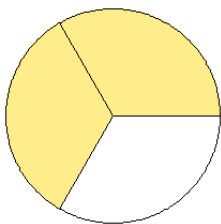
8.



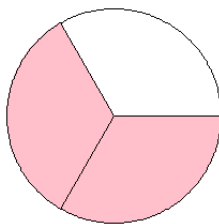
9.



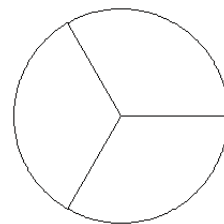
10.



11.



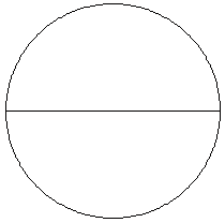
12.



Modèles de Fractions (H)

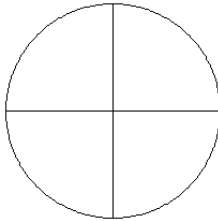
Pour chaque modèle, colorez la portion du cercle représentée par la fraction associée.

1.



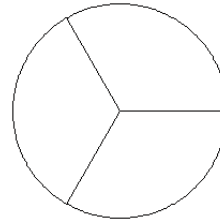
$$\frac{1}{2}$$

2.



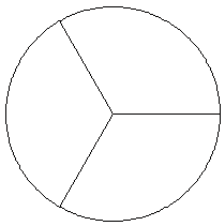
$$\frac{2}{4}$$

3.



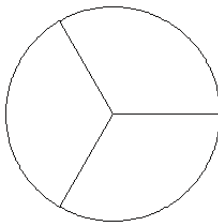
$$\frac{2}{3}$$

4.



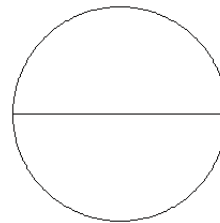
$$\frac{1}{3}$$

5.



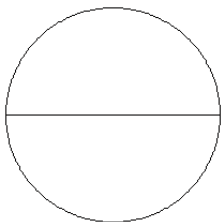
$$\frac{3}{3}$$

6.



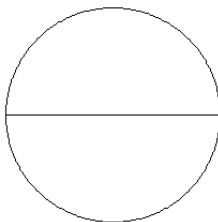
$$\frac{2}{2}$$

7.



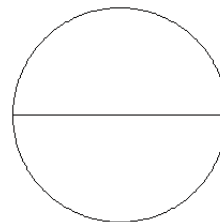
$$\frac{1}{2}$$

8.



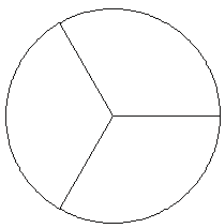
$$\frac{1}{2}$$

9.



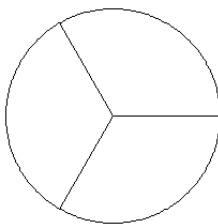
$$\frac{1}{2}$$

10.



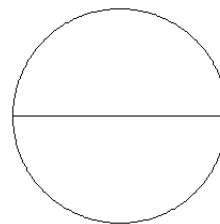
$$\frac{0}{3}$$

11.



$$\frac{2}{3}$$

12.

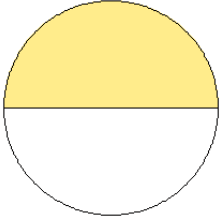


$$\frac{1}{2}$$

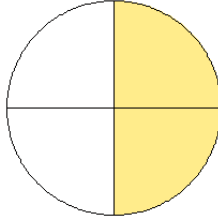
Modèles de Fractions (H) Solutions

Pour chaque modèle, colorez la portion du cercle représentée par la fraction associée.

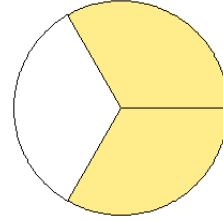
1.



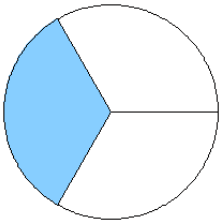
2.



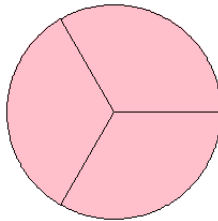
3.



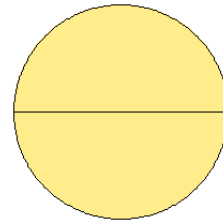
4.



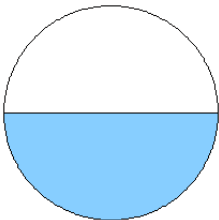
5.



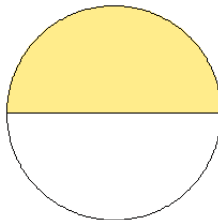
6.



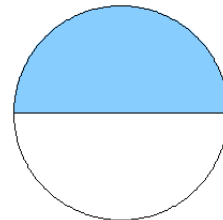
7.



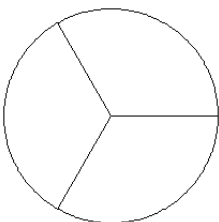
8.



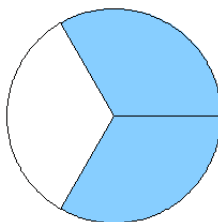
9.



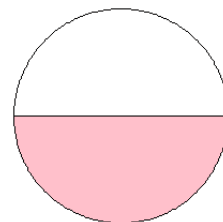
10.



11.



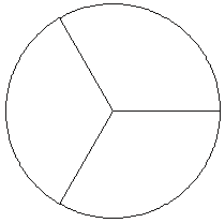
12.



Modèles de Fractions (I)

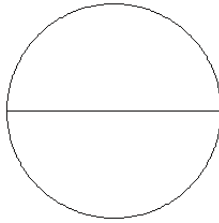
Pour chaque modèle, colorez la portion du cercle représentée par la fraction associée.

1.



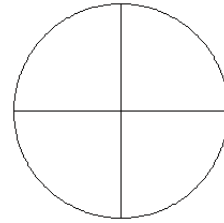
$$\frac{2}{3}$$

2.



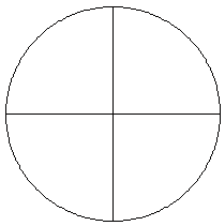
$$\frac{2}{2}$$

3.



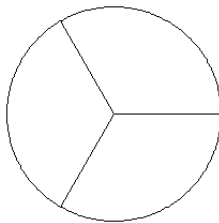
$$\frac{3}{4}$$

4.



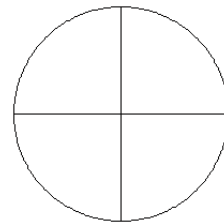
$$\frac{2}{4}$$

5.



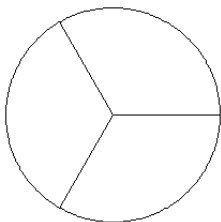
$$\frac{2}{3}$$

6.



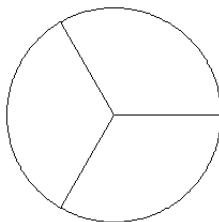
$$\frac{2}{4}$$

7.



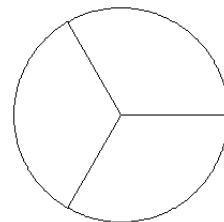
$$\frac{2}{3}$$

8.



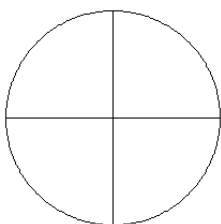
$$\frac{1}{3}$$

9.



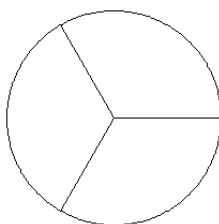
$$\frac{1}{3}$$

10.



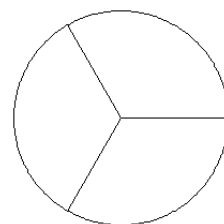
$$\frac{3}{4}$$

11.



$$\frac{1}{3}$$

12.

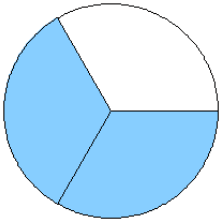


$$\frac{1}{3}$$

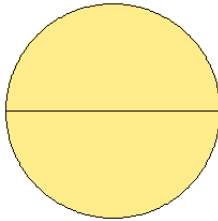
Modèles de Fractions (I) Solutions

Pour chaque modèle, colorez la portion du cercle représentée par la fraction associée.

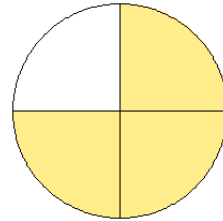
1.



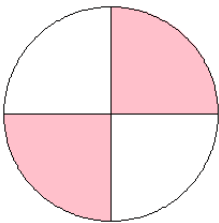
2.



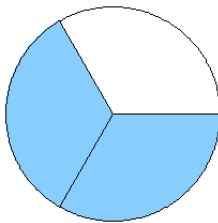
3.



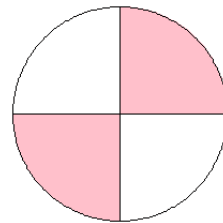
4.



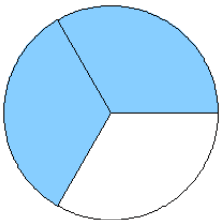
5.



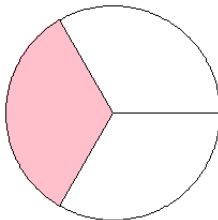
6.



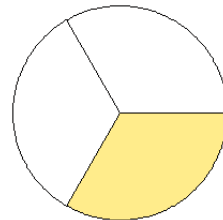
7.



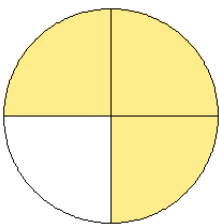
8.



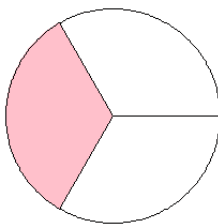
9.



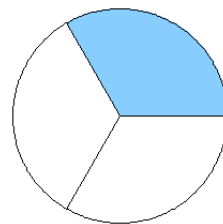
10.



11.



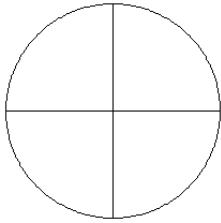
12.



Modèles de Fractions (J)

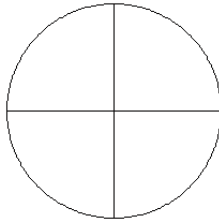
Pour chaque modèle, colorez la portion du cercle représentée par la fraction associée.

1.



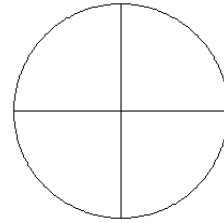
$$\frac{2}{4}$$

2.



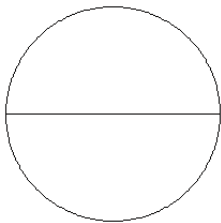
$$\frac{2}{4}$$

3.



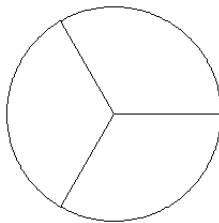
$$\frac{3}{4}$$

4.



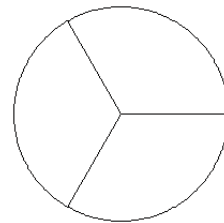
$$\frac{1}{2}$$

5.



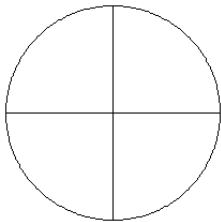
$$\frac{2}{3}$$

6.



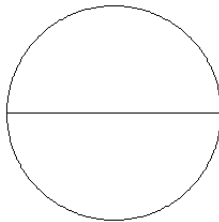
$$\frac{3}{3}$$

7.



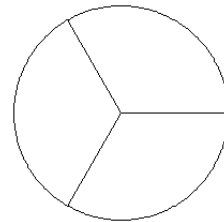
$$\frac{1}{4}$$

8.



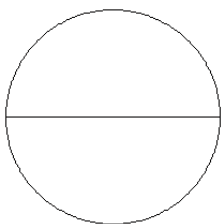
$$\frac{0}{2}$$

9.



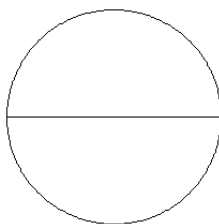
$$\frac{1}{3}$$

10.



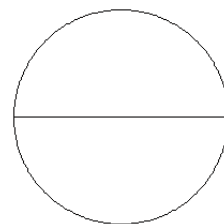
$$\frac{1}{2}$$

11.



$$\frac{1}{2}$$

12.

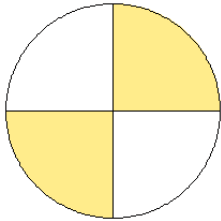


$$\frac{0}{2}$$

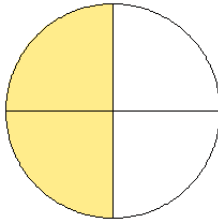
Modèles de Fractions (J) Solutions

Pour chaque modèle, colorez la portion du cercle représentée par la fraction associée.

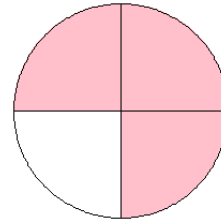
1.



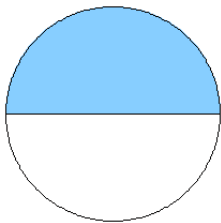
2.



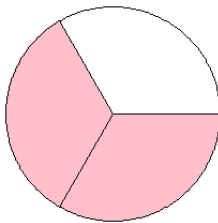
3.



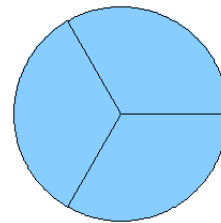
4.



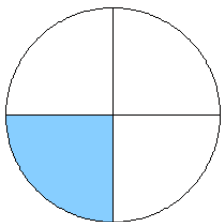
5.



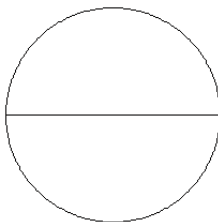
6.



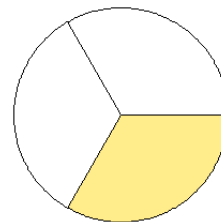
7.



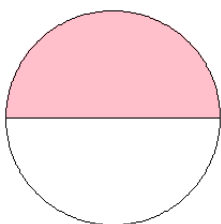
8.



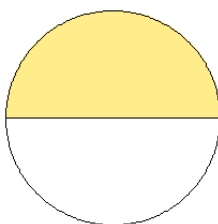
9.



10.



11.



12.

