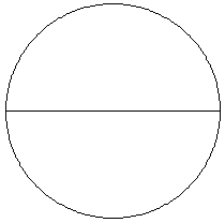


Modèles de Fractions (B)

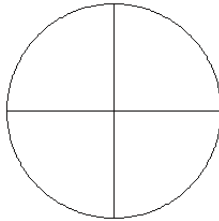
Pour chaque modèle, colorez la portion du cercle représentée par la fraction associée.

1.



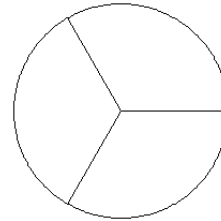
$$\frac{1}{2}$$

2.



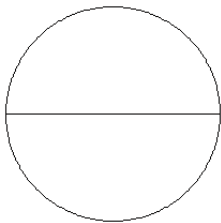
$$\frac{2}{4}$$

3.



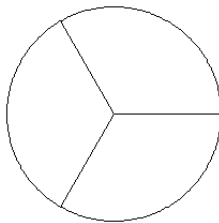
$$\frac{2}{3}$$

4.



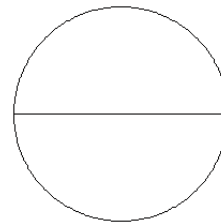
$$\frac{2}{2}$$

5.



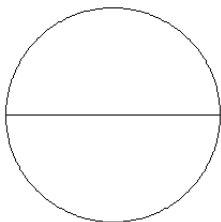
$$\frac{2}{3}$$

6.



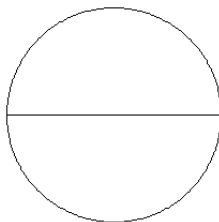
$$\frac{1}{2}$$

7.



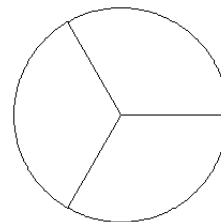
$$\frac{1}{2}$$

8.



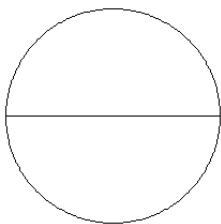
$$\frac{1}{2}$$

9.



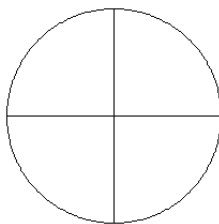
$$\frac{3}{3}$$

10.



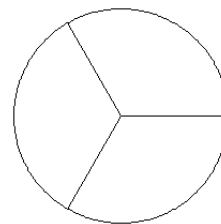
$$\frac{1}{2}$$

11.



$$\frac{3}{4}$$

12.



$$\frac{1}{3}$$