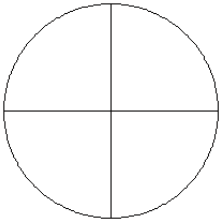


Modèles de Fractions (E)

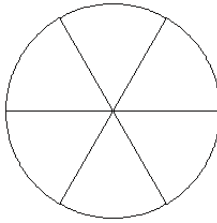
Pour chaque modèle, colorez la portion du cercle représentée par la fraction associée.

1.



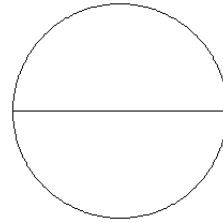
$$\frac{2}{4}$$

2.



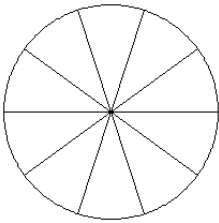
$$\frac{6}{6}$$

3.



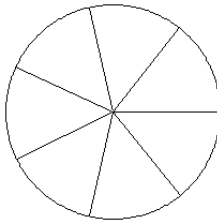
$$\frac{2}{2}$$

4.



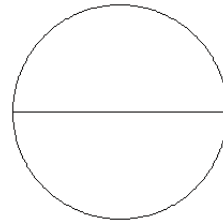
$$\frac{5}{10}$$

5.



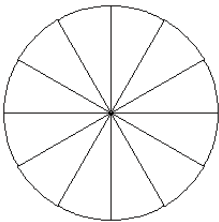
$$\frac{6}{7}$$

6.



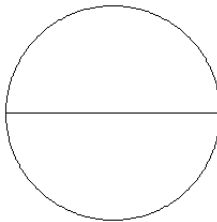
$$\frac{2}{2}$$

7.



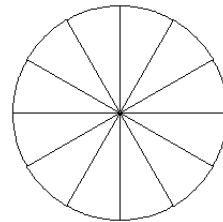
$$\frac{7}{12}$$

8.



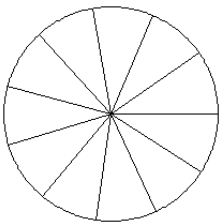
$$\frac{0}{2}$$

9.



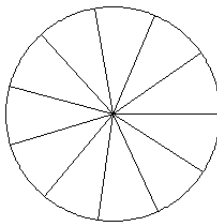
$$\frac{6}{12}$$

10.



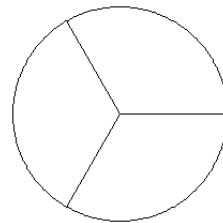
$$\frac{4}{11}$$

11.



$$\frac{5}{11}$$

12.

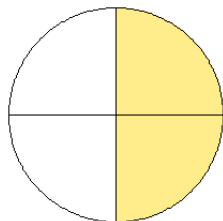


$$\frac{0}{3}$$

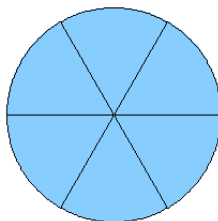
Modèles de Fractions (E) Solutions

Pour chaque modèle, colorez la portion du cercle représentée par la fraction associée.


1.



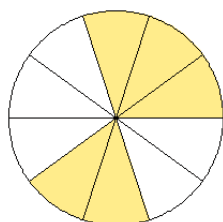
2.



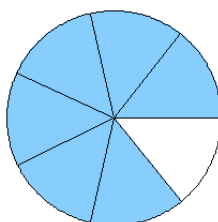
3.




4.



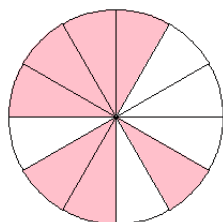
5.



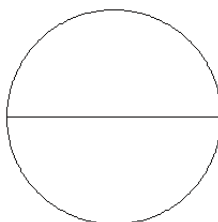
6.



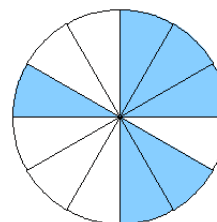
7.



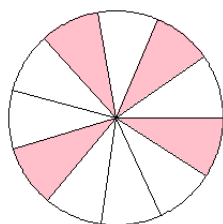
8.



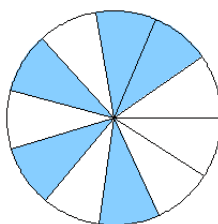
9.



10.



11.



12.

