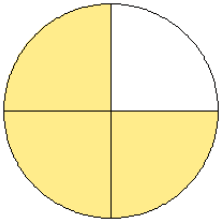


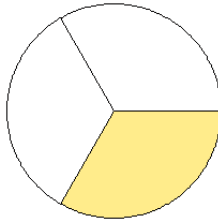
Modèles de Fractions (E)

Quelle fraction représente chaque modèle?

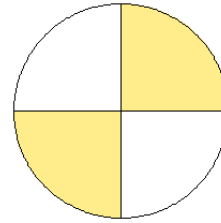
1.



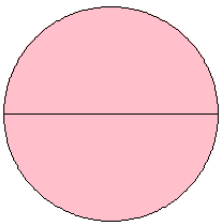
2.



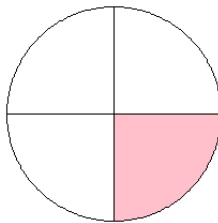
3.



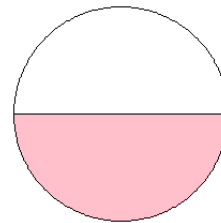
4.



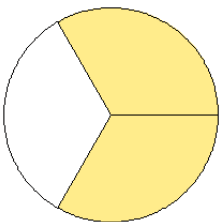
5.



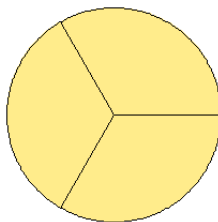
6.



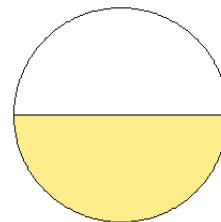
7.



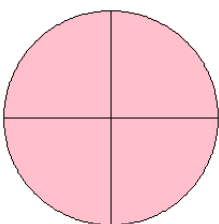
8.



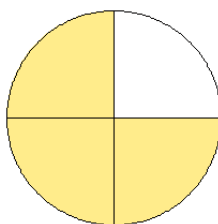
9.



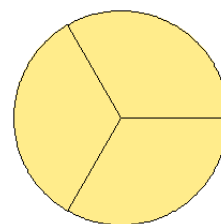
10.



11.



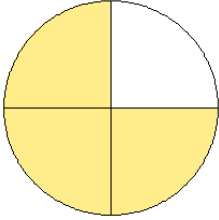
12.



Modèles de Fractions (E) Solutions

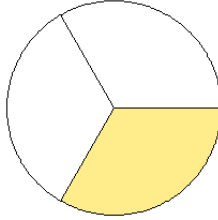
Quelle fraction représente chaque modèle?

1.



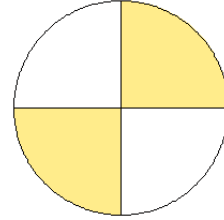
$$= \frac{3}{4}$$

2.



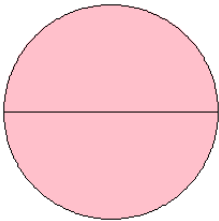
$$= \frac{1}{3}$$

3.



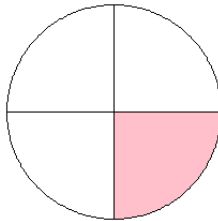
$$= \frac{2}{4}$$

4.



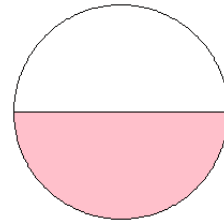
$$= \frac{2}{2}$$

5.



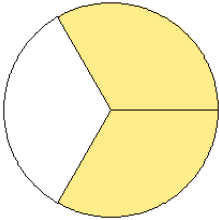
$$= \frac{1}{4}$$

6.



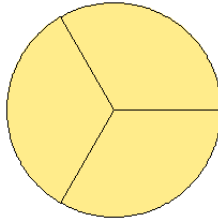
$$= \frac{1}{2}$$

7.



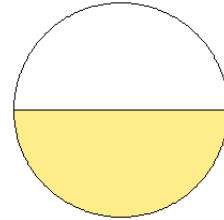
$$= \frac{2}{3}$$

8.



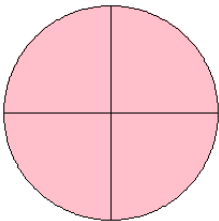
$$= \frac{3}{3}$$

9.



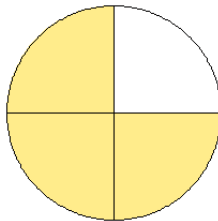
$$= \frac{1}{2}$$

10.



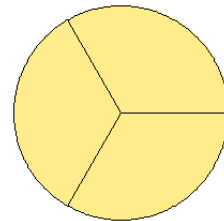
$$= \frac{4}{4}$$

11.



$$= \frac{3}{4}$$

12.



$$= \frac{3}{3}$$