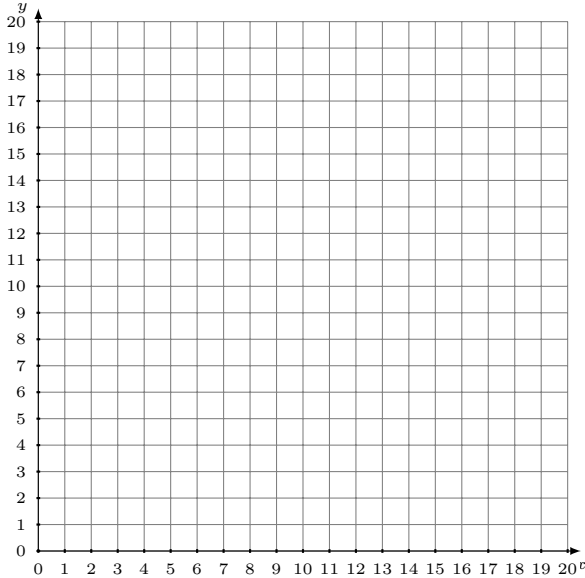


Représentation Graphique d'un Système d'Équations (H)

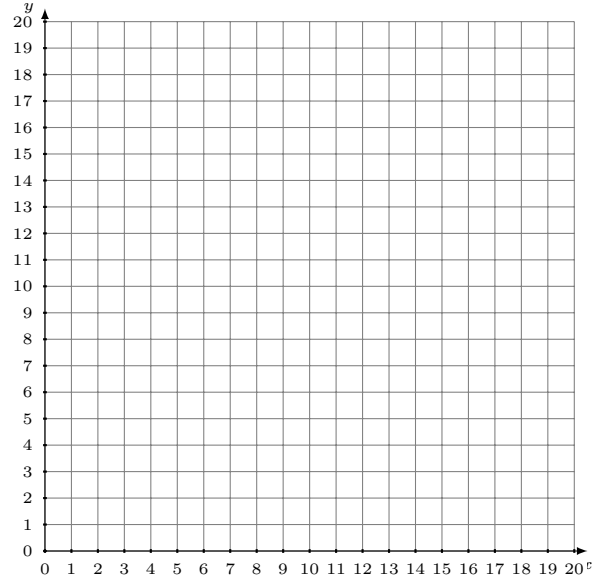
Représentez à l'aide d'un graphique chaque système et identifiez sa solution.

1.
$$y = -\frac{10}{19}x + 18$$
$$y = \frac{5}{19}x + 3$$



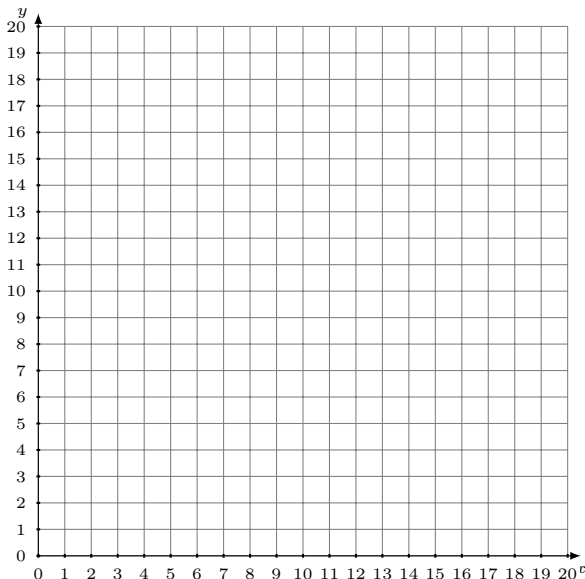
Solution: (----,----)

2.
$$y = -\frac{7}{5}x + 16$$
$$y = -\frac{2}{5}x + 6$$



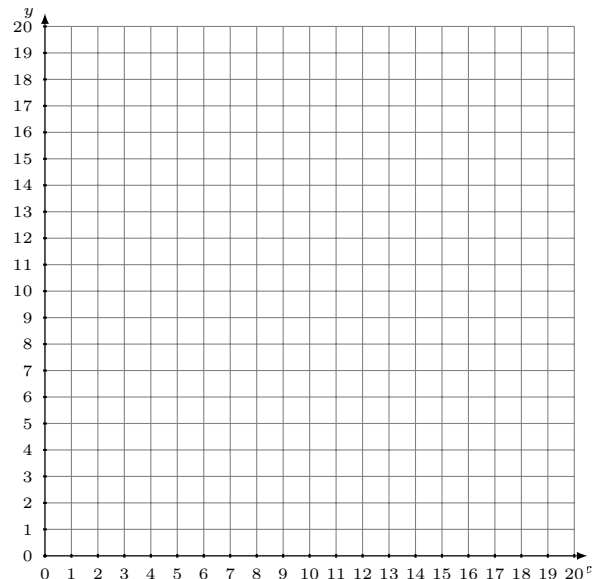
Solution: (----,----)

3.
$$y = \frac{11}{2}x$$
$$y = 3x + 5$$



Solution: (----,----)

4.
$$y = -\frac{1}{11}x + 3$$
$$y = -\frac{5}{11}x + 7$$



Solution: (----,----)